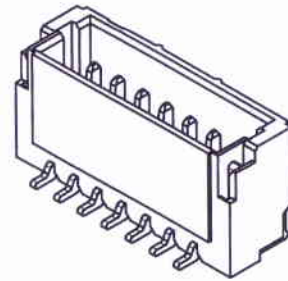
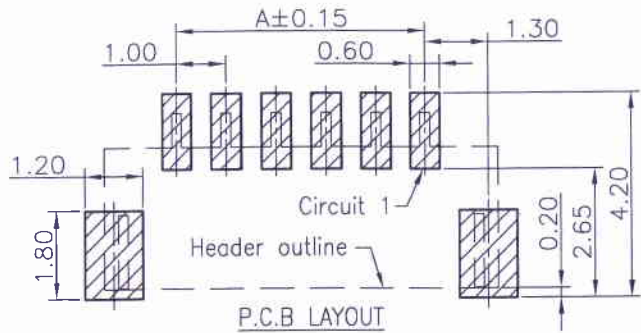


1 2 3 4 5 6 7 8

A  
B  
C  
D  
E  
F  
G  
H

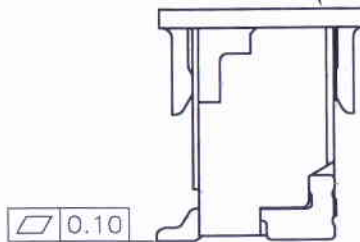
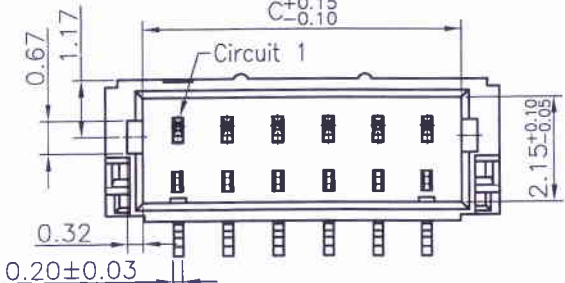
A  
B  
C  
D  
E  
F  
G  
H



**SPECIFICATIONS**

Voltage Rating: 50V AC,DC  
 Current Rating: 1A AC,DC  
 Withstanding Voltage: 500V AC/minute  
 Contact Resistance: 20mΩ Max.  
 Insulation Resistance: 100MΩ Min.  
 Temperature Range: -25°C ~ +85°C  
 The product using material and processing must conform to the "WI-PZ-142"HSF technical standard control requirements

CAP  
(FOR PICK AND PLACE SYSTEMS)



11002W00-NP-SA-H1-3E-HF-R  
 ① ② ③ ④ ⑤ ⑥ ⑦ ⑧ ⑨

- ① Series No.
- ② W90 : Side Contact  
W00 : Up Contact
- ③ No. of Circuits
- ④ S : SMT type
- ⑤ A : Mount type
- ⑥ H1 : High temperature plastic
- ⑦ 3E : Matte Tin-plated  
5A : Gold-flash
- ⑧ HF : Halogen-Free
- ⑨ R : Tape & Reel

Circuits Part No	Dimensions		
	A	B	C
2P	--	4.00	2.45
3P	2.00	5.00	3.45
4P	3.00	6.00	4.45
5P	4.00	7.00	5.45
6P	5.00	8.00	6.45
7P	6.00	9.00	7.45
8P	7.00	10.00	8.45
9P	8.00	11.00	9.45
10P	9.00	12.00	10.45
11P	10.00	13.00	11.45
12P	11.00	14.00	12.45
13P	12.00	15.00	13.45
14P	13.00	16.00	14.45
15P	14.00	17.00	15.45

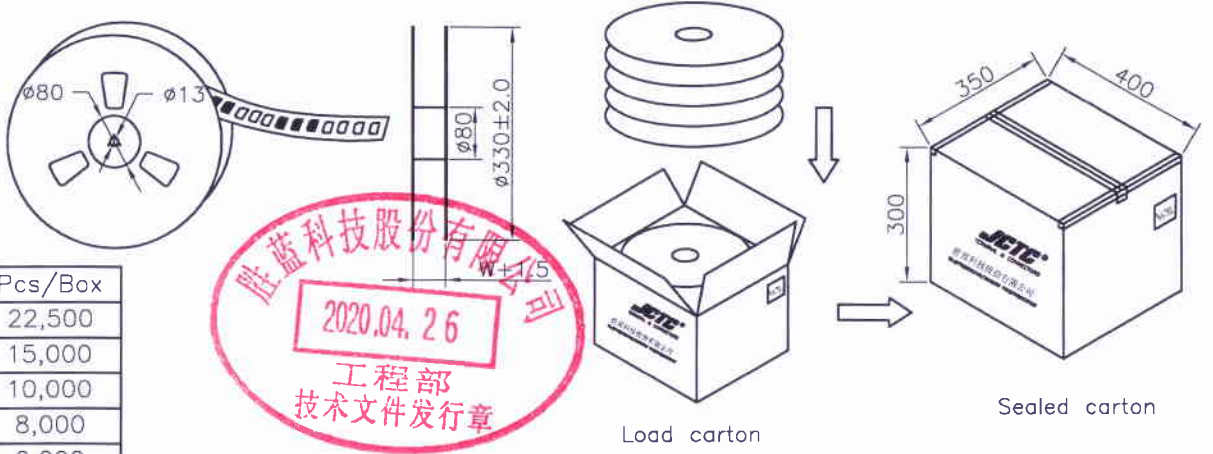
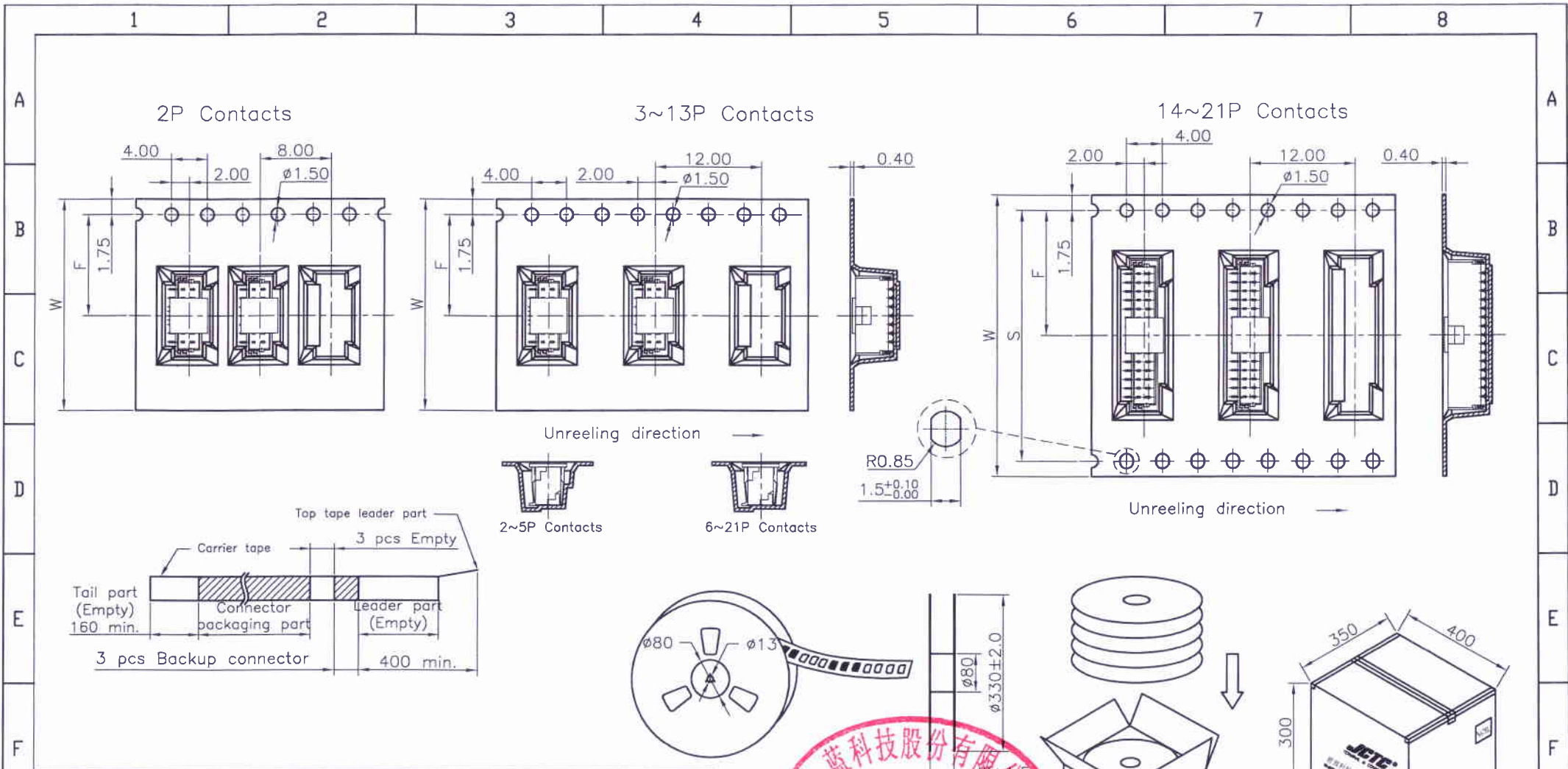


Part No.	Material	Color	Pin Material	Solder Tabs
11002W00-NP-SA-H1-3E-HF-R	High temperature plastic,UL94V-0	Natural	Phosphor Bronze/Matte Tin-plated	Phosphor Bronze/Matte Tin-plated
11002W00-NP-SA-H1-5A-HF-R	High temperature plastic,UL94V-0	Natural	Phosphor Bronze/ Gold-flash	Phosphor Bronze/Gold-flash

REV.	REVISION RECORD	DATE	SCALE:	NAME	DATE	PART. NO:	DWG. NO:
A0	新图面发行	17.08.16	1:1			11002W00-NP-SA-H1-XX-HF	ENDE05
A1	WN1905230093	19.05.23	APPROVED		21/4/20		
A2	更新图框	20.04.21	DESIGNER	伍文聪	20.04.21	TITLE:	JST 1.00mm PITCH CONN
			DRAWN	伍文聪	20.04.21		

**JCTC**®  
 TERMINAL&CONNECTORS  
 REV: A2 SHEET: 1/2

1 2 3 4 5 6 7 8



Number of Contacts	W±0.3	F±0.1	S±0.1	Pcs/Reel	Pcs/Box
2P	16	7.50	/	1,500	22,500
3~5P	16	7.50		1,000	15,000
6~13P	24	11.50		1,000	10,000
14~18P	32	14.20	28.40	1,000	8,000
19~21P	44	20.20	40.40	1,000	6,000

REV.	REVISION RECORD	DATE	GENERAL TOLERANCES		SCALE:	NAME	DATE	PART. NO:	DWG. NO:	 TERMINAL&CONNECTORS
A0	新图面发行	17.08.16	 LINEAR	ANGLES	1:1		20.04.21	11002W00-NP-SA-H1-XX-HF	ENDE05	
A1	WN1905230093	19.05.23		0.0±0.25	X° REF±6°					APPROVED
A2	WR2004210068	20.04.21	UNIT: MM	0.00±0.15	X° ±3°	DESIGNER	20.04.21	TITLE: JST 1.00mm PITCH CONN		
			SIZE: A4	0.000±0.08	X° X'±2°	DRAWN	伍文聪			20.04.21