

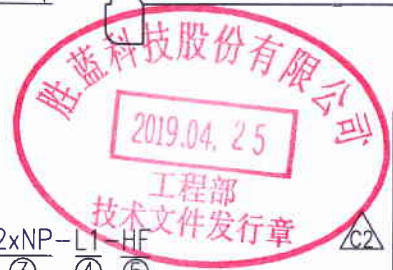
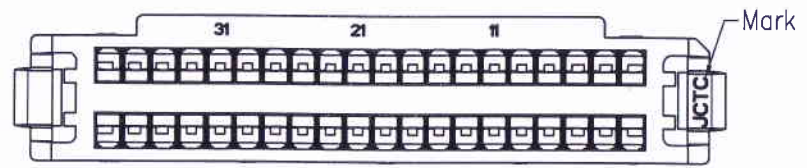
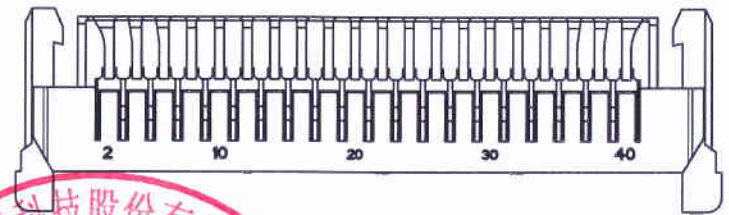
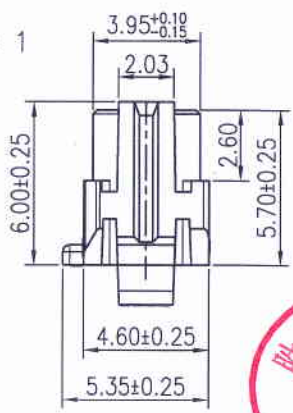
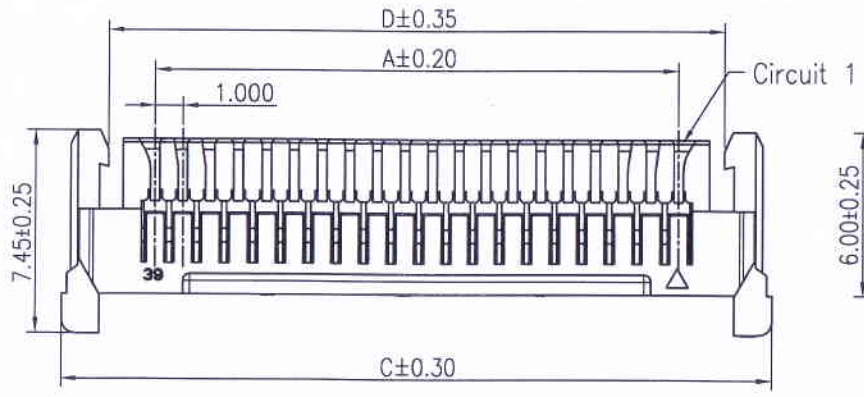
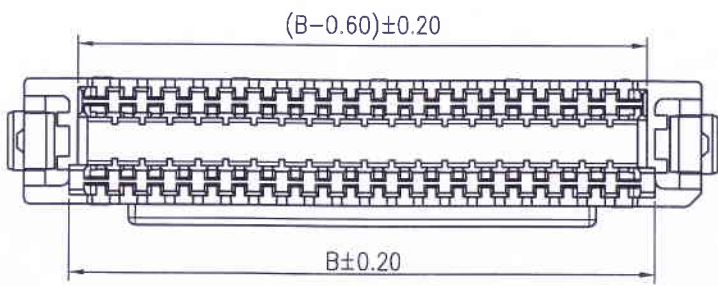
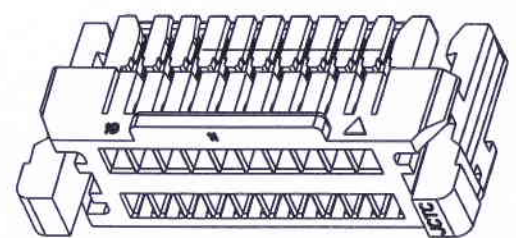
1 2 3 4 5 6 7 8

A
B
C
D
E
F
G
H

A
B
C
D
E
F
G
H

SPECIFICATIONS

Current Rating: 1A AC,DC
 Voltage Rating: 50V AC,DC
 Temperature Range: -25°C ~ +85°C
 Contact Resistance: 30mΩ Max.
 Insulation Resistance: 100MΩ Min.
 Withstanding Voltage: 500V AC/minute
 The product using material and processing must conform to the "WI-PZ-142" HSF technical standard control requirements



11006H00-2xNP-L1-HF
 ① ② ③ ④ ⑤

- ① Series No.
- ② H90 : Side Contact
H00 : Up Contact
- ③ No. of Circuits
- ④ L1 : With Lock
- ⑤ HF : Halogen Free

Circuit No.	Dimensions			
	A	B	C	D
2x10P	9.00	11.30	15.90	12.40
2x12P	11.00	13.30	17.90	14.40
2x15P	14.00	16.30	20.90	17.40
2x20P	19.00	21.30	25.90	22.40
2x25P	24.00	26.30	30.90	27.40

Suitable for JCTC 11006 series terminal

Part No.	Material	Color
11006H00-2xNP-L1-HF	Nylon66,UL94V-0	White

REV.	REVISION RECORD	DATE	UNIT: MM	GENERAL TOLERANCES		SCALE:	NAME	DATE	JCTC® 胜蓝科技股份有限公司 TERMINAL&CONNECTORS 东莞市富智达电子科技有限公司	PART. NO:
C0	新版图面发行	13.07.18		LINEAR	ANGLES	1:1 <th>APPROVED</th> <th>DATE</th> <td>11006H00-2xNP-L1-HF</td>	APPROVED	DATE		11006H00-2xNP-L1-HF
C1	HR1611090215	17.01.18	SIZE: A4	0.0±0.25	X° REF±6°	DESIGNER	19.04.23	TITLE:	DWG. NO:	ENDE05
C2	据ECN:1904230066	19.04.23		0.00±0.15	X° ±3°	DRAWN	Jerry	19.04.23	SHLDP DUAL ROW 1.00 PITCH HOUSING	REV: C2
			0.000±0.08	X° X'±2°						

1 2 3 4 5 6 7 8