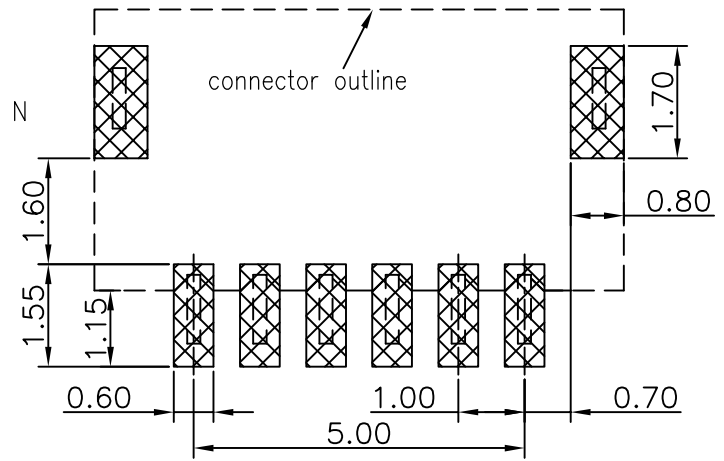
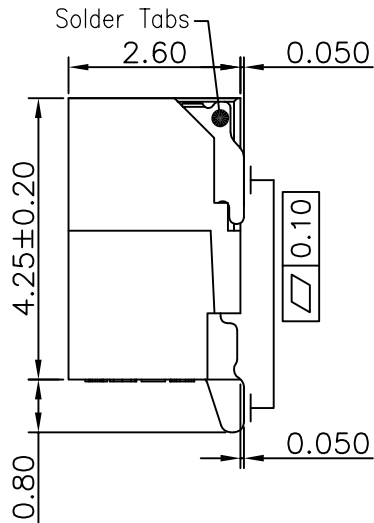
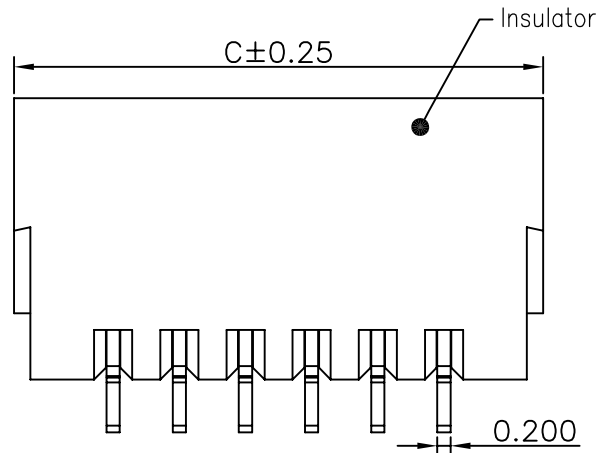


Specifications:
 Rated Voltage : 150V AC/DC
 Rated Current : 2A AC,DC(AWG 28#),Circuit 1 and N
 1A AC,DC(AWG 28#),Circuit Other
 Withstand Voltage : 500V AC/minute
 Contact Resistance : 20mΩ(MAX.)
 Insulation Resistance : 100MΩ(MIN.)
 Temperature Range : -25°C~+85°C
 The product using material and processing
 must conform to the "WI-PZ-142"HSF
 technical standard control requirements

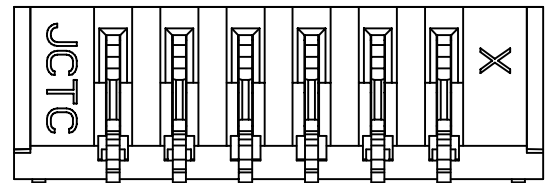


P.C.B. LAYOUT
 GENERAL TOLERANCES:±0.05mm



11008W90-NP-S-L1-HF-R
 ① ② ③ ④ ⑤ ⑥ ⑦
 ① Series No.
 ② W90 : Side Contact
 W00 : Up Contact
 ③ No. of Circuits
 ④ S : SMT TYPE
 ⑤ L1: Lock TYPE
 ⑥ HF : Halogen Free
 ⑦ R : Tape & Reel

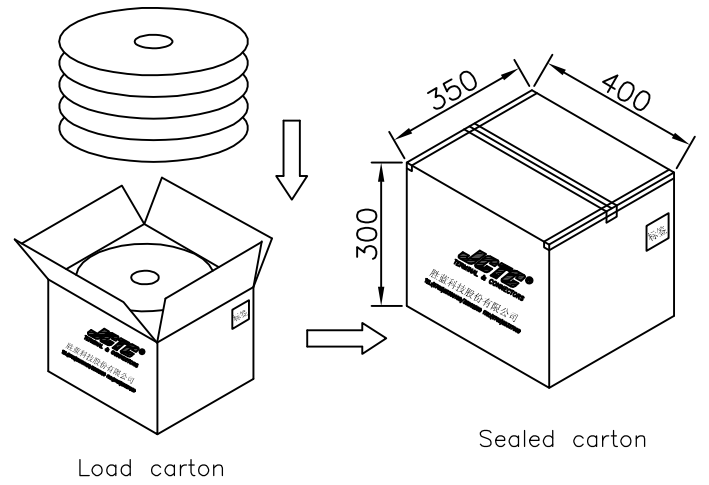
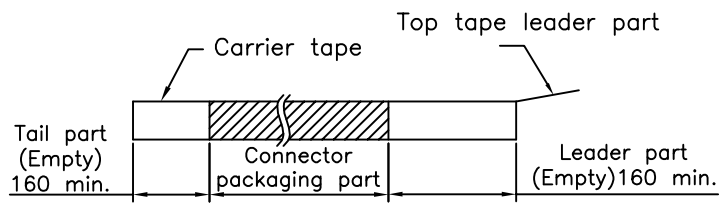
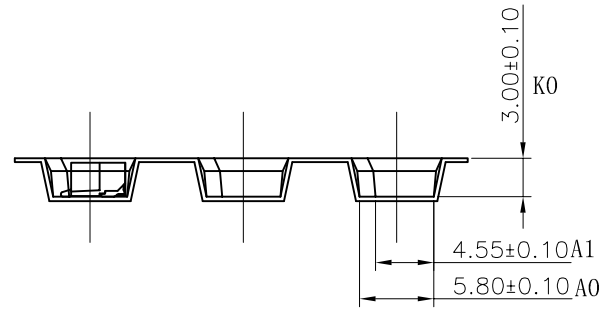
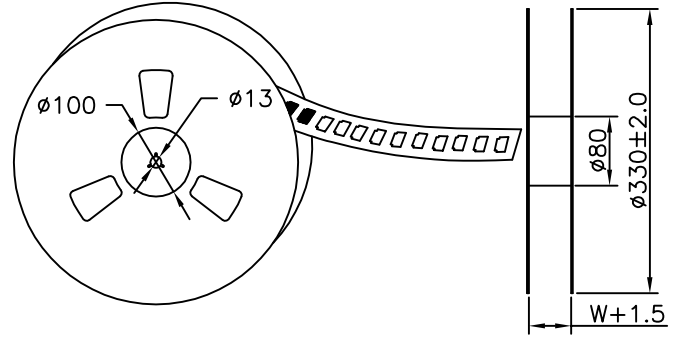
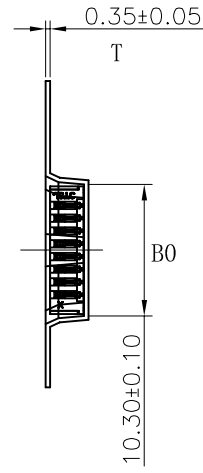
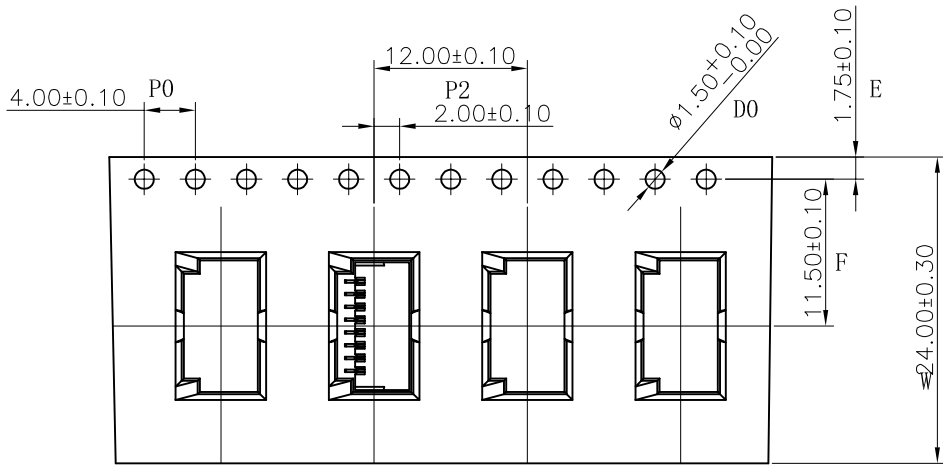
Circuits Part No	Dimensions		
	A	B	C
2P	2.50	--	4.00
3P	3.50	2.00	5.00
4P	4.50	3.00	6.00
5P	5.50	4.00	7.00
6P	6.50	5.00	8.00
7P	7.50	6.00	9.00
8P	8.50	7.00	10.00
9P	9.50	8.00	11.00
10P	10.50	9.00	12.00
11P	11.50	10.00	13.00
12P	12.50	11.00	14.00
13P	13.50	12.00	15.00
14P	14.50	13.00	16.00
15P	15.50	14.00	17.00



Part No.	Insulator	Contact	Solder Tabs
11008W90-NP-S-L1-HF-R	HTN,UL94V-0/Natural(Beige)	Phosphor Bronze/Matte-Tin	Brass/Matte-Tin

REV.	REVISION RECORD	DATE	GENERAL TOLERANCES	SCALE:	NAME	DATE	PART. NO:	DWG. NO:
A0	新图面发行	21.03.20	LINEAR	1:1			11008W90-NP-S-L1-HF-R	ENDE05
			0.0±0.25	APPROVED				
			0.00±0.15	DESIGNER				
			0.000±0.08	DRAWN	伍文聰	21.03.20	TITLE:	
							1.00mm PITCH 90° SMT WAFER	

JCTC®
 TERMINAL&CONNECTORS
 REV: A0 SHEET: 1/2



Number of Contacts	W±0.3	F±0.1	S±0.1	Pcs/Reel	Pcs/Box
8P	24	11.50		1750	17500

REV.	REVISION RECORD		DATE	GENERAL TOLERANCES	SCALE: 1:1	NAME	DATE	PART. NO: 11008W90-NP-S-L1-HF-R	DWG. NO: ENDE05
	整理图面								
A0				0.0±0.25	X° REF±6°	APPROVED		TITLE: 1.00mm PITCH 90° SMT WAFER	
				0.00±0.15	X° ±3°	DESIGNER			
				0.000±0.08	X° X'±2°	DRAWN	张振坤 21.03.20		

JCTC®
TERMINAL&CONNECTORS

REV: A0 SHEET: 2/2