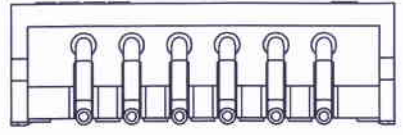
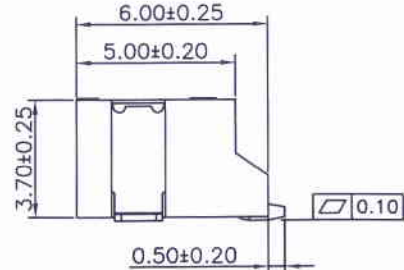
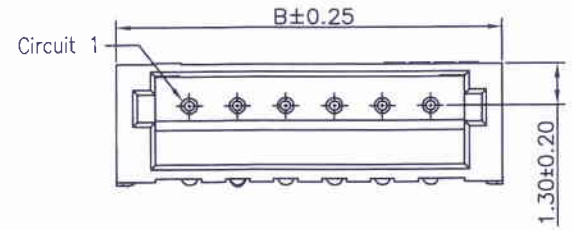
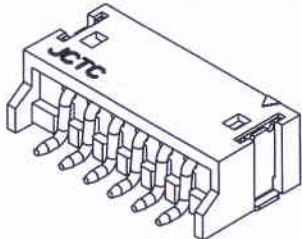
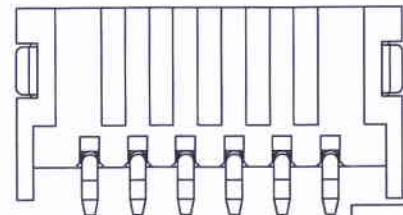


Specifications:
 Voltage Rating : 50V AC/DC
 Current Rating : 1A AC,DC
 Withstand Voltage : 500V AC/minute
 Contact Resistance : 20mΩ(MAX.)
 Insulation Resistance : 500MΩ(MIN.)
 Temperature Range : -25°C~+85°C
 The product using material and processing must conform to the "WI-PZ-142"HSF technical standard control requirements



Circuits	Dimensions	
	A	B
2P	--	6.00
3P	3.00	7.50
4P	4.50	9.00
5P	6.00	10.50
6P	7.50	12.00
7P	9.00	13.50
8P	10.50	15.00
9P	12.00	16.50
10P	13.50	18.00
11P	15.00	19.50
12P	16.50	21.00
13P	18.00	22.50
14P	19.50	24.00
15P	21.00	25.50

11501W90-NPA-S-H1-HF-R
 ① Series No.
 ② W90 : Side Contact
 ③ No. of Circuits
 ④ A:Black
 ⑤ S: SMT type
 ⑥ H1: H1 type
 ⑦ HF: Halogen Free
 ⑧ R: Tape & Reel(Without Cap or Mylar)

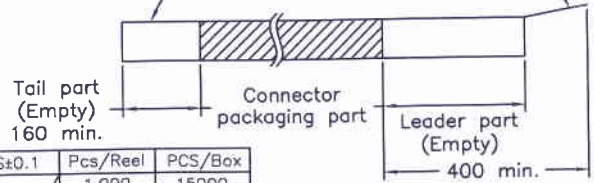
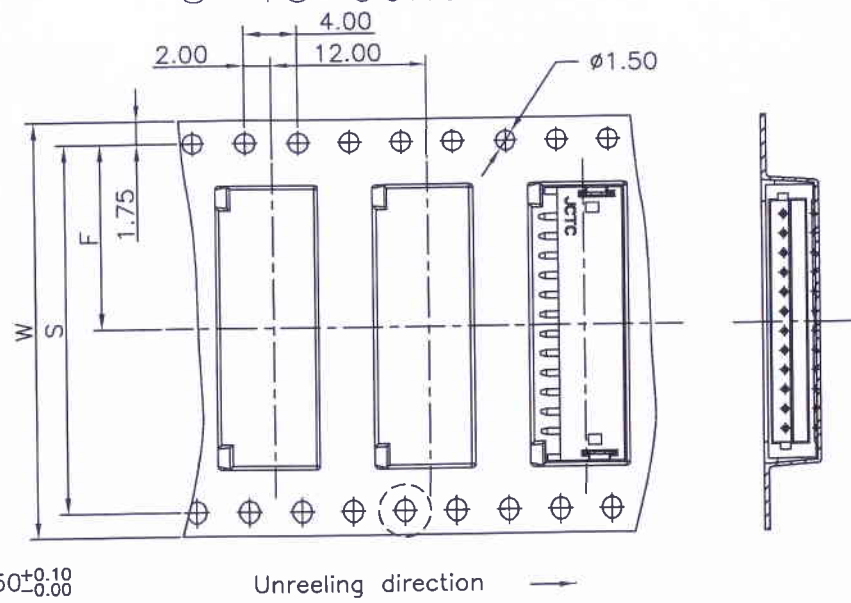
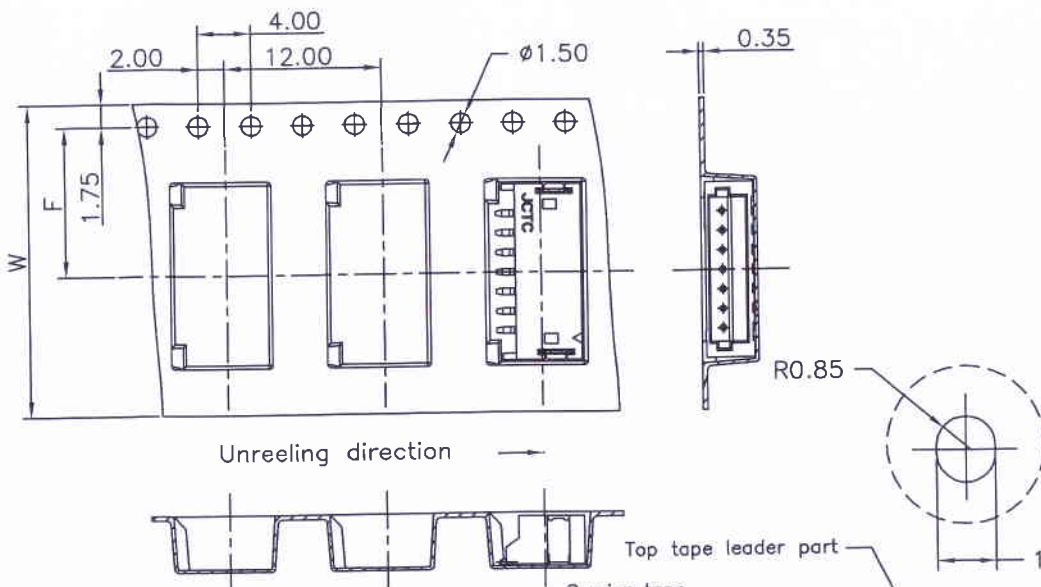


Part No.	Material	Color	Pin Material	Solder Tabs
11501W90-NP-S-R	High temperature plastic,UL94V-0	Natural(Beige)	Brass/Matte Tin-plated	Brass/Matte Tin-plated
11501W90-NP-S-H1-HF-R	High temperature plastic,UL94V-0	Natural(Beige)	Brass/Matte Tin-plated	Brass/Matte Tin-plated
11501W90-NPA-S-HF-R	High temperature plastic,UL94V-0	Black	Brass/Matte Tin-plated	Brass/Matte Tin-plated
11501W90-NP-S-HF-R	High temperature plastic,UL94V-0	Natural(Beige)	Brass/Matte Tin-plated	Brass/Matte Tin-plated

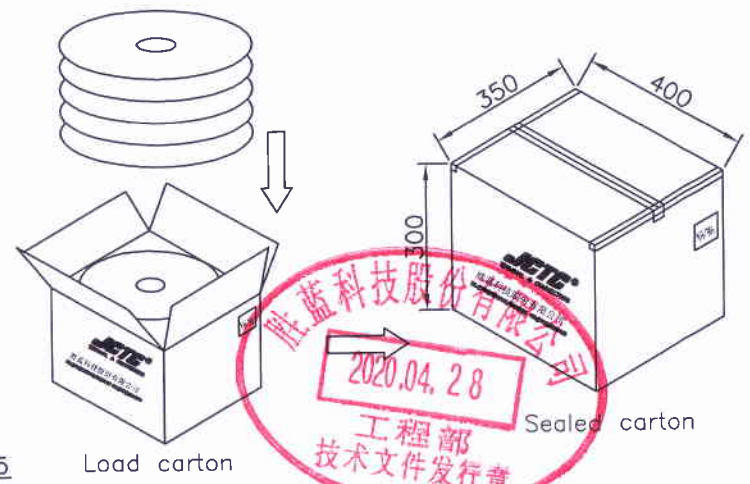
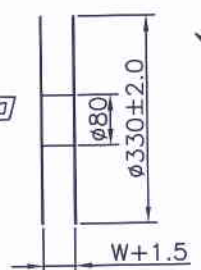
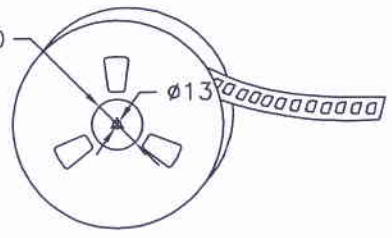
REV.	REVISION RECORD	DATE	GENERAL TOLERANCES	SCALE:	NAME	DATE	PART. NO.:	DWG. NO.:	 TERMINAL&CONNECTORS
C1	WN1605300069	16.05.30	LINEAR	1:1			11501W90-NP-S-XX-R	ENDE05	
C2	更新公司名称	18.03.29	0.0±0.25	APPROVED					
C3	按WN1910180252执行	19.10.18	X° REF±6°	DESIGNER					
C4	WN2004260076	20.04.26	0.00±0.15	DRAWN	张振坤	20.04.26	TITLE:		
			0.000±0.08				1.50mm PITCH 90° SMT WAFER		REV: C4
			X° X'±2°						SHEET: 1/2

2~7 Contacts

8~15 Contacts



Number of Contacts	W±0.3	F±0.1	St±0.1	Pcs/Reel	PCS/Box
2P	16	7.50		1,000	15000
3P	24	11.50		1,000	10000
4P	24	11.50		1,000	10000
5P	24	11.50		1,000	10000
6P	24	11.50		1,000	10000
7P	24	11.50		1,000	10000
8P	32	14.20	28.40	1,000	8000
9P	32	14.20	28.40	1,000	8000
10P	32	14.20	28.40	1,000	8000
11P	32	14.20	28.40	1,000	8000
12P	44	20.20	40.40	1,000	6000
13P	44	20.20	40.40	1,000	6000
14P	44	20.20	40.40	1,000	6000
15P	44	20.20	40.40	1,000	6000



REV.	REVISION RECORD	DATE	UNIT: MM	SIZE: A4
C0	新图面发行	13. 09. 26		
C1	WN160530069	16. 05. 30		
C2	更新公司名称	19. 10. 18		
C3	WN2004260076	20. 04. 26		

GENERAL TOLERANCES		SCALE:	NAME	DATE
LINEAR	ANGLES	1:1		
0.0 ± 0.25	X° REF ± 6°	APPROVED		
0.00 ± 0.15	X° ± 3°	DESIGNER		
0.000 ± 0.08	X° X' ± 2°	DRAWN	张振坤	20. 04. 26

PART. NO:	11501W90-NP-S-XX-R
DWG. NO:	ENDE05
TITLE:	1.50mm PITCH 90° SMT WAFER

JCTC[®]
 TERMINAL&CONNECTORS
 REV: C3 SHEET: 2/2