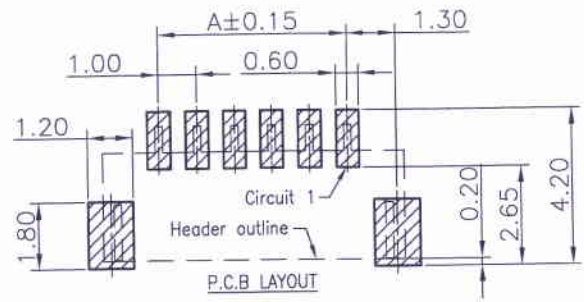
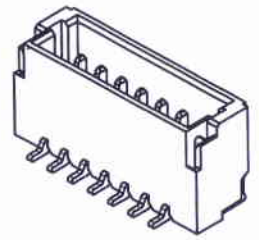
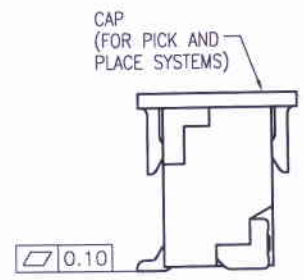
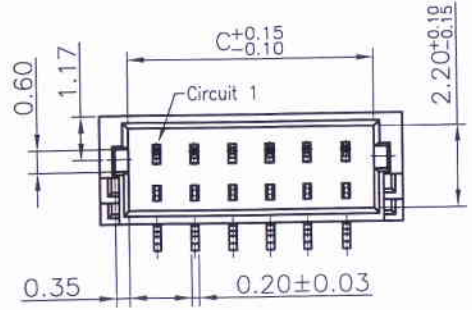


1 2 3 4 5 6 7 8



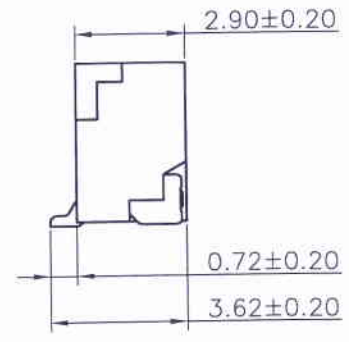
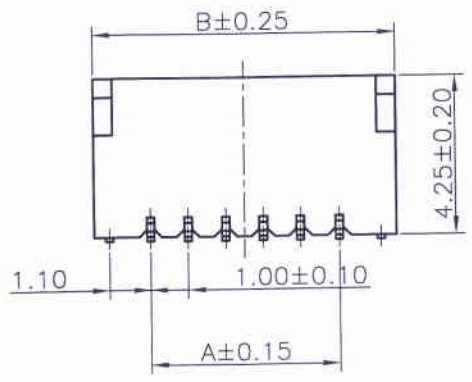
Specifications:
 Rated Voltage : 50V AC/DC
 Rated Current : 1A AC,DC
 Withstand Voltage : 500V AC/minute
 Contact Resistance : 20mΩ(MAX.)
 Insulation Resistance : 100MΩ(MIN.)
 Temperature Range : -25°C~+85°C
 The product using material and processing must conform to the "WI-PZ-142" HSF technical standard requirements



11002W00-NPX-S-H1-XX-HF-R
 ① ② ③④ ⑤ ⑥ ⑦ ⑧ ⑨

- ① Series No.
- ② W90 : Side Contact
W00 : Up Contact
- ③ No. of Circuits
- ④ X: Product color (A--Y)
Blank : Natural type
- ⑤ S: SMT type
- ⑥ H: H1 Type
- ⑦ XX : Electro Type
Blank : Tin Plated
- ⑧ HF : Halogen Free
- ⑨ R : Tape & Reel(With Cap or Mylar)

Circuits Part No	Dimensions		
	A	B	C
2P	--	4.00	2.50
3P	2.00	5.00	3.50
4P	3.00	6.00	4.50
5P	4.00	7.00	5.50
6P	5.00	8.00	6.50
7P	6.00	9.00	7.50
8P	7.00	10.00	8.50
9P	8.00	11.00	9.50
10P	9.00	12.00	10.50
11P	10.00	13.00	11.50
12P	11.00	14.00	12.50
13P	12.00	15.00	13.50
14P	13.00	16.00	14.50
15P	14.00	17.00	15.50
16P	15.00	18.00	16.50

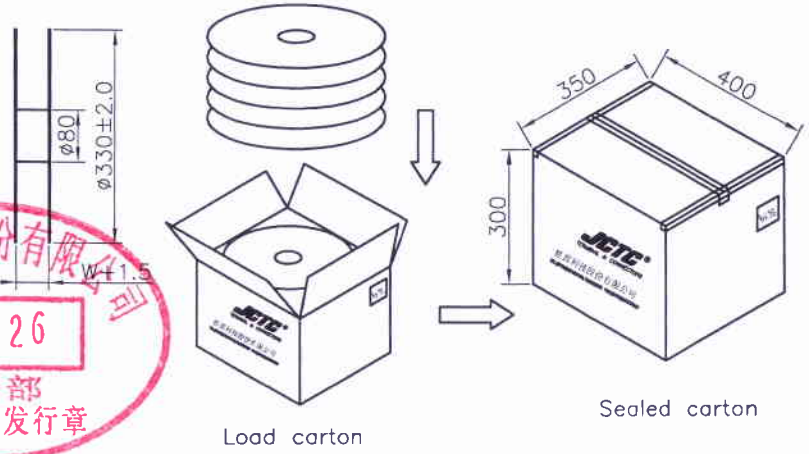
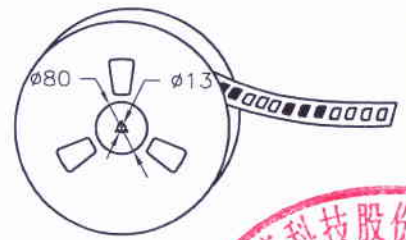
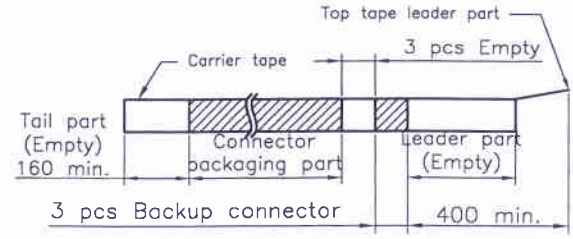
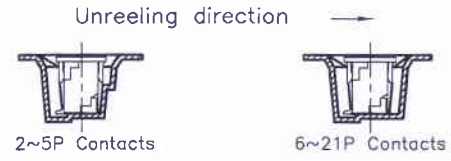
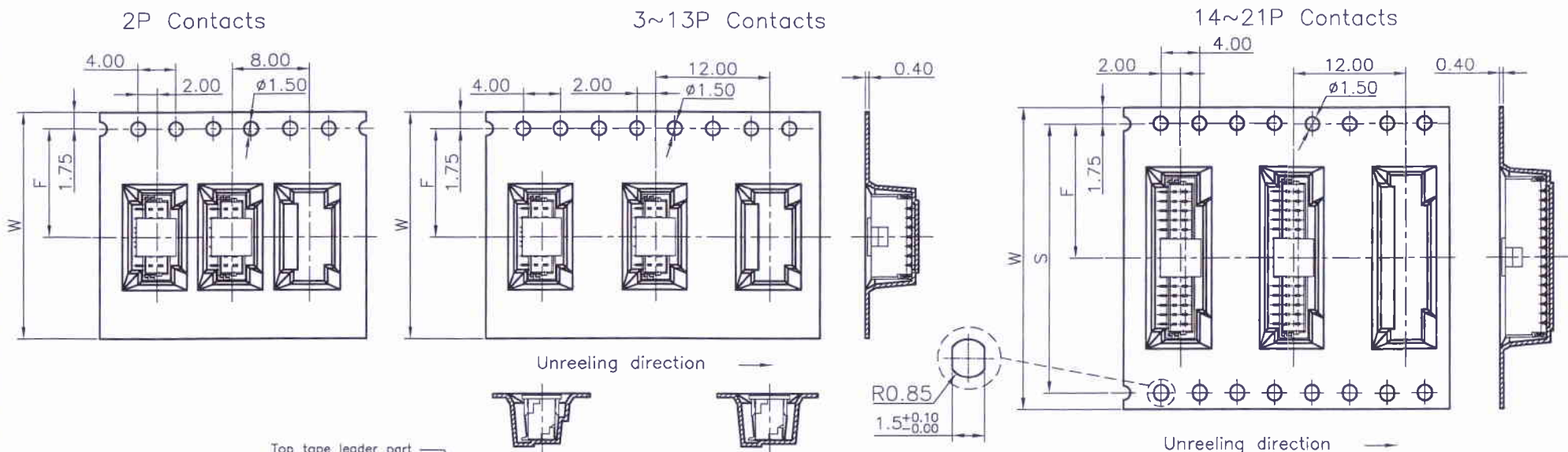


Part No.	Material	Color	Pin Material	Solder Tabs
11002W00-NP-S-H1-HF-R	High temperature plastic,UL94V-0	Beige	Phosphor Bronze/Tin Plated	Brass/Tin Plated
11002W00-NP-S-H1-3E-HF-R	High temperature plastic,UL94V-0	Beige	Phosphor Bronze/Matte Tin Plated	Brass/Matte Tin Plated
11002W00-NP-S-H1-5A-HF-R	High temperature plastic,UL94V-0	Beige	Phosphor Bronze/Gold-flash	Brass/Gold-flash
11002W00-NPA-S-H1-5A-HF-R	High temperature plastic,UL94V-0	Black	Phosphor Bronze/Gold-flash	Brass/Gold-flash
11002W00-NPA-S-H1-5AE-HF-R	High temperature plastic,UL94V-0	Black	Phosphor Bronze/Gold-flash	Brass/Matted Tin

REV.	REVISION RECORD	DATE	GENERAL TOLERANCES	SCALE:	NAME	DATE	PART. NO:	DWG. NO:
A1	WN1712010180	17. 12. 01	LINEAR	1:1	APPROVED		11002W00-NP-S-H1-XX-HF	ENDE05
A2	依WN1801230017执行	18. 01. 23	0.0±0.25		DESIGNER			
A3	WN1906240117	19. 06. 24	0.00±0.15		DRAWN			
A4	更新图框	20. 04. 21	0.000±0.08				TITLE: JST 1.00mm PITCH CONN	REV: A4 SHEET: 1/2



1 2 3 4 5 6 7 8



2020.04.26
 工程部
 技术文件发行章

Number of Contacts	W±0.3	F±0.1	S±0.1	Pcs/Reel	Pcs/Box
2P	16	7.50	/	1,500	22,500
3~5P	16	7.50		1,000	15,000
6~13P	24	11.50		1,000	10,000
14~18P	32	14.20	28.40	1,000	8,000
19~21P	44	20.20	40.40	1,000	6,000

REV.	REVISION RECORD	DATE	GENERAL TOLERANCES		SCALE:	NAME	DATE	PART. NO.:	DWG. NO.:	 JSTC [®] TERMINAL&CONNECTORS
A0	新图面发行	15.06.29		LINEAR	1:1			11002W00-NP-S-H1-XX-HF	ENDE05	
A1	WN1712010180	17.12.01		0.0±0.25	ANGLES	APPROVED	<i>[Signature]</i>			
A2	WN1906240117	19.06.24	UNIT: MM	0.00±0.15	X°	DESIGNER	<i>[Signature]</i>	20.04.21	TITLE:	
A3	WR2004210068	20.04.21	SIZE: A4	0.000±0.08	X° X'±2°	DRAWN	伍文聪	20.04.21	JST 1.00mm PITCH CONN	
									REV: A3	SHEET: 2/2