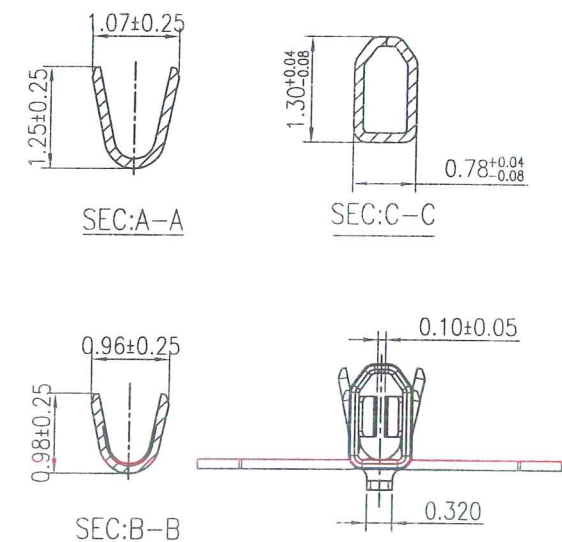
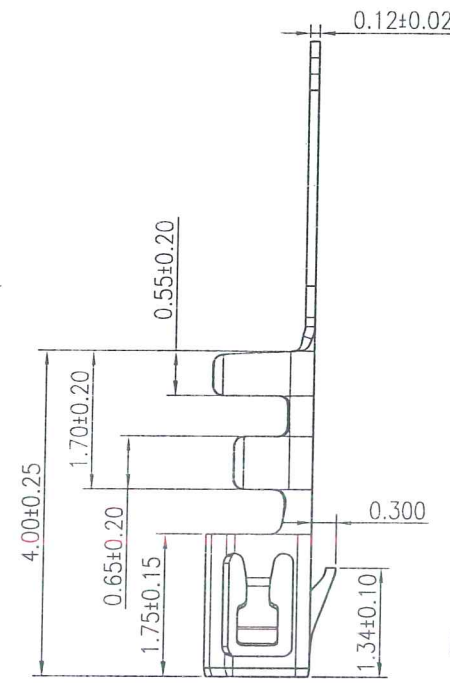
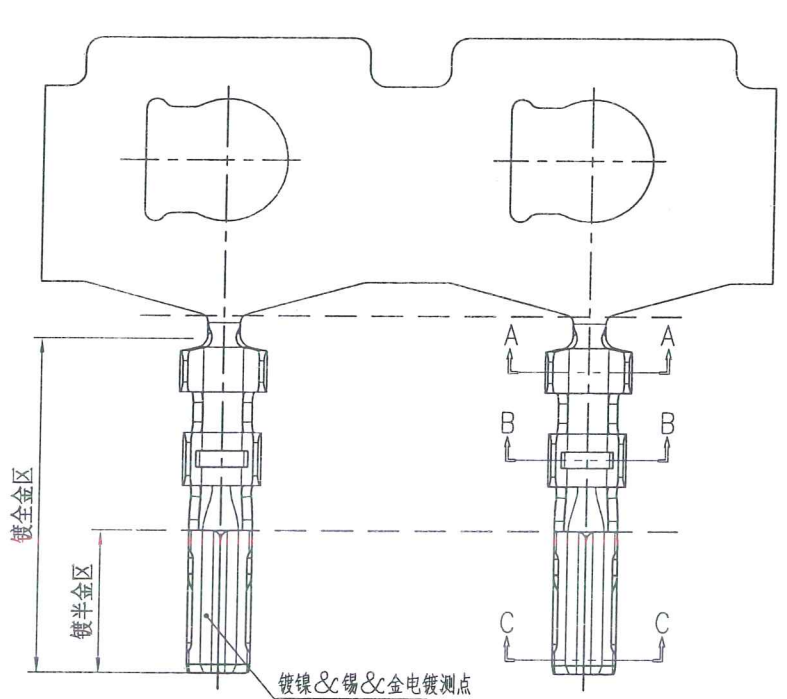


1 2 3 4 5 6 7 8

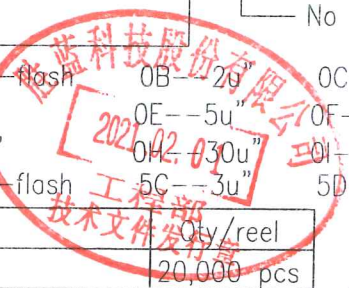
A
B
C
D



Note: 11007TOP-XX-NK

The product using material and processing must conform to the "WI-PZ-142"HSF technical standard control requirements

- Finish
- 0A--Gold-flash
 - 0B--2u"
 - 0C--3u"
 - 0D--4u"
 - 0E--5u"
 - 0F--10u"
 - 0G--15u"
 - 0H--30u"
 - 0I--50u"
 - 5A--Gold-flash
 - 5C--3u"
 - 5D--4u"



Part No.	Wire Range	Insulation O.D.	Material	Finish	Qty/reel
11007TOP-2E-NK	AWG #28~#32	0.80mm(max)	Phosphor Bronze	Tin-Plated	20,000 pcs
11007TOP-0A-NK	AWG #28~#32	0.80mm(max)	Phosphor Bronze	Gold-plated 0.8u" on contact area	20,000 pcs
11007TOP-0C-NK	AWG #28~#32	0.80mm(max)	Phosphor Bronze	Gold-plated 3u" on contact area	20,000 pcs
11007TOP-3E-NK	AWG #28~#32	0.80mm(max)	Phosphor Bronze	Matte Tin plated	20,000 pcs
11007TOP-5C-NK	AWG #28~#32	0.80mm(max)	Phosphor Bronze	Gold-plated 3u" on contact, other Gold-flash	20,000 pcs
11007TOP-5D-NK	AWG #28~#32	0.80mm(max)	Phosphor Bronze	Gold-plated 4u" on contact, other Gold-flash	20,000 pcs
11007TOP-5A-NK	AWG #28~#32	0.80mm(max)	Phosphor Bronze	Gold-flash on All	20,000 pcs



REV.	REVISION RECORD	DATE	GENERAL TOLERANCES	SCALE:	NAME	DATE	PART NO:	DWG. NO:
C3	变更公司名称	17.03.27	LINEAR	1:1			11007TOP-XX-NK	ENDE05
C4	依TN1709280140设变	17.09.29	0.0±0.25	APPROVED		11.01.17		
C5	依TN1809140180新增规格	18.09.14	0.00±0.15	DESIGNER		20.09.27		
C6	HN2009100250	20.09.10	0.000±0.08	DRAWN	张振坤	20.09.10		

JCTC[®]
TERMINAL&CONNECTORS
 REV: C6 SHEET: 1/1

1 2 3 4 5 6 7 8