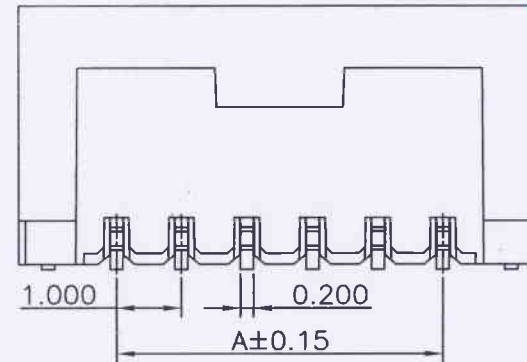
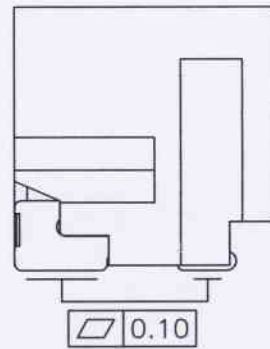
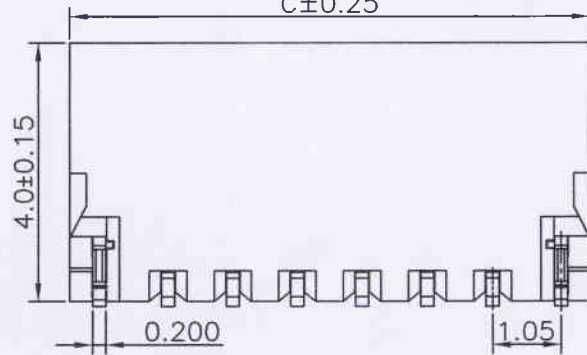
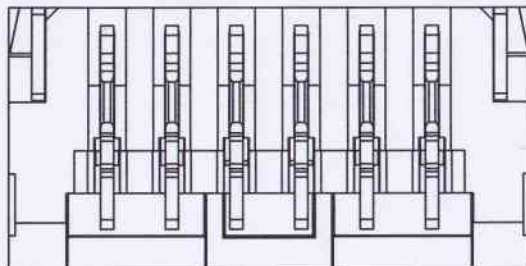


GENERAL TOLERANCES: ±0.05mm

Specifications:  
 Rated Voltage : 150V AC/DC  
 Rated Current : 1A AC,DC  
 Withstand Voltage : 500V AC/minute  
 Contact Resistance : 20mΩ(MAX.)  
 Insulation Resistance : 100MΩ(MIN.)  
 Temperature Range : -25°C~+85°C  
 The product using material and processing must conform to the "WL-PZ-142" HSF technical standard control requirements



Circuits Part No	Dimensions		
	A	B	C
2P	---	2.50	4.00
3P	2.00	3.50	5.00
4P	3.00	4.50	6.00
5P	4.00	5.50	7.00
6P	5.00	6.50	8.00
7P	6.00	7.50	9.00
8P	7.00	8.50	10.00
9P	8.00	9.50	11.00
10P	9.00	10.50	12.00
11P	10.00	11.50	13.00
12P	11.00	12.50	14.00
13P	12.00	13.50	15.00
14P	13.00	14.50	16.00
15P	14.00	15.50	17.00



11008W00-NP-S-L1-HF-NK-R  
 ① ② ③ ④ ⑤ ⑥ ⑦ ⑧

- ① Series No.
- ② W90 : Side Contact  
W00 : Up Contact
- ③ No. of Circuits
- ④ S : SMT TYPE
- ⑤ L1: Lock TYPE
- ⑥ HF : Halogen Free
- ⑦ NK : No Mark
- ⑧ R : Tape & Reel  
(Without Cap or Mylar)

Part No.	Insulator	Contact	Solder Tabs
11008W00-NP-S-L1-HF-NK-R	PA6T,UL94V-0/Natural(Beige)	Phosphor Bronze/Matte-Tin	Brass/Matte-Tin

REV.	REVISION RECORD	DATE	GENERAL TOLERANCES	SCALE:	NAME	DATE	<b>JCTC</b> ® 胜蓝科技股份有限公司 TERMINAL&CONNECTORS 东莞市富智达电子科技有限公司	PART. NO: 11008W00-NP-S-L1-XX-NK
A0	新图面发行	17.08.28	LINEAR	1:1	APPROVED			
A1	依HN1811230213设变	18.11.23	ANGLES		DESIGNER		DWG. NO: ENDE05	
			0.0±0.25		DRAWN			
			0.00±0.15				TITLE: 1.00mm PITCH 180° SMT WAFER	
			0.000±0.08					
			UNIT: MM				REV: A1	
			SIZE: A4				SHEET: 1/2	