

Circuits	Dimensions		
	A	B	C
2P	--	5.75	2.05
3P	2.50	7.00	3.30
4P	3.75	8.25	4.50
5P	5.00	9.50	
6P	6.25	10.75	6.70
7P	7.50	12.00	
8P	8.75	13.25	8.65
9P	10.00	14.50	
10P	11.25	15.75	8.65
11P	12.50	17.00	
12P	13.75	18.25	8.65
13P	15.00	19.50	
14P	16.25	20.75	8.65
15P	17.50	22.00	
16P	18.75	23.25	8.65
17P	20.00	24.50	
18P	21.25	25.75	8.65

Specifications:
 Rated Voltage : 50V AC/DC
 Withstand Voltage : 500V AC/minute
 Contact Resistance : 30mΩ(MAX.)
 Insulation Resistance : 100MΩ(MIN.)
 Temperature Range : -25°C~+85°C
 The product using material and processing must conform to the "WI-PZ-142"HSF technical standard control requirements.



11257W00-NP-S-XX-R
 ① ② ③ ④ ⑤ ⑥

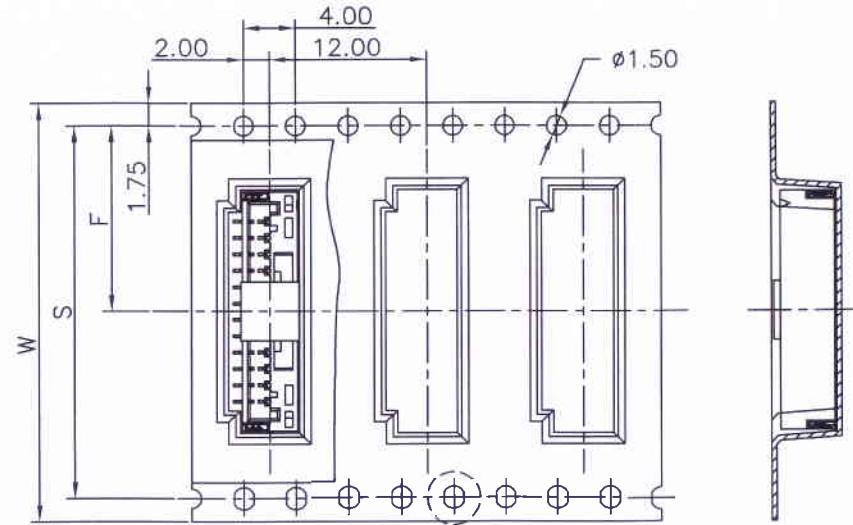
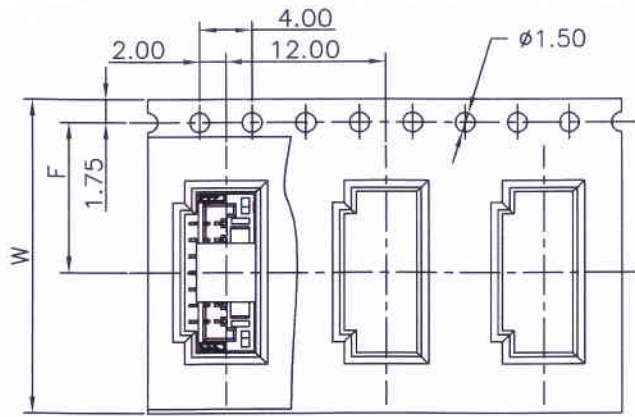
- ① Series No.
- ② W90 : Side Contact
W00 : Up Contact
- ③ No. of Circuits
- ④ S : SMT Type
- ⑤ XX : Plating
5A-Gold Flash 5B-2u"Au
5C : 3u"Au 5E : 5u"Au
- ⑥ R : Tape & Reel

No.	Description	Material	Color
a	Insulator	Nylon 6T,UL94V-0	Natural(Beige)
b	Pin Terminal	Phosphor Bronze/Au-plated	--
c	Solder Tabs	Brass/Au-plated	--
d	CAP	Nylon 6T,UL94V-0	Natural(Beige)

REV.	REVISION RECORD	DATE	GENERAL TOLERANCES	SCALE:	NAME	DATE	PART. NO.	DWG. NO.	 JCTC® TERMINAL&CONNECTORS
A0	新版图发行	17.06.23	LINEAR	1:1			11257W00-NP-S-5X-R	ENDE05	
A1	WN2009240266	20.09.28	ANGLES	APPROVED	<i>[Signature]</i>	<i>[Signature]</i>			
			0.0±0.25 X° REF±6°	DESIGNER	<i>[Signature]</i>	20.09.28	TITLE:	GHR 1.25mm PITCH 180° SMT WAFER	
			UNIT: MM 0.00±0.15 X° ±3°	DRAWN	李占梅	20.09.28			REV: A1 SHEET: 1/2
			SIZE: A4 0.000±0.08 X° X'±2°						

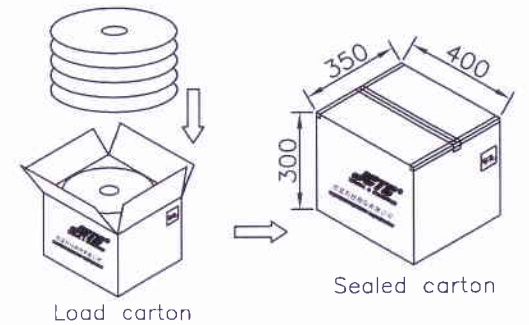
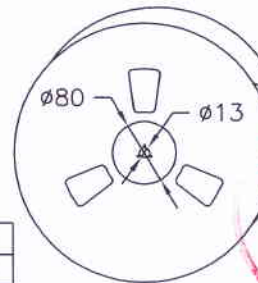
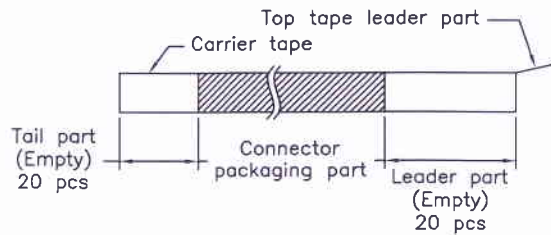
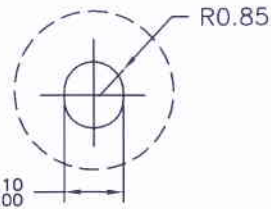
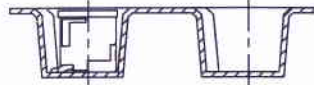
2~11 Contacts

12~18 Contacts



Unreeing direction →

Unreeing direction →



Number of Contacts	W±0.3	F±0.1	S±0.1	Pcs/Reel	Pcs/Box
2~5P	16	7.50	/	1,000	14,000
6~11P	24	11.50		1,000	10000
12~16P	32	14.20	28.40	1,000	8000
17~18P	44	22.20	40.40	1,000	6000



REV.	REVISION RECORD	DATE	GENERAL TOLERANCES	SCALE:	NAME	DATE	PART. NO:	DWG. NO:	JCTC® TERMINAL&CONNECTORS
A0	新版图发行	17.06.23	LINEAR	1:1			11257W00-NP-S-5X-R	ENDE05	
A1	WN2009240266	20.09.28	0.0±0.25	APPROVED	李占梅	20.09.28	TITLE:		
			0.00±0.15	DESIGNER	李占梅	20.09.28	GHR 1.25mm PITCH 180° SMT WAFER		
			0.000±0.08	DRAWN	李占梅	20.09.28			

REV: A1 SHEET: 2/2