


12001W00-NPX-F-S4-XX-HF-NK-R
 ① ② ③④⑤ ⑥ ⑦ ⑧ ⑨ ⑩

- ① Series No.
- ② W00 : Up Contact
- ③ No. of Circuits
- ④ X : Product color(A--Y)
Blank: Natural Type A: Black
- ⑤ F : With Boss
- ⑥ S4 : S4 Type
- ⑦ Blank : Tin 5A : Gold Flash
- ⑧ HF : Halogen Free
- ⑨ NK : No Mark
- ⑩ R : Tape & Reel

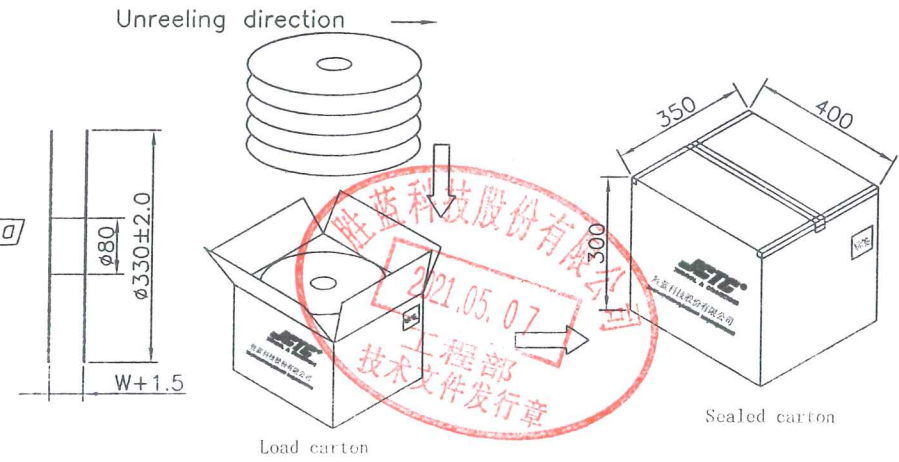
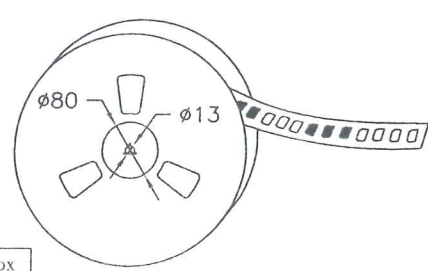
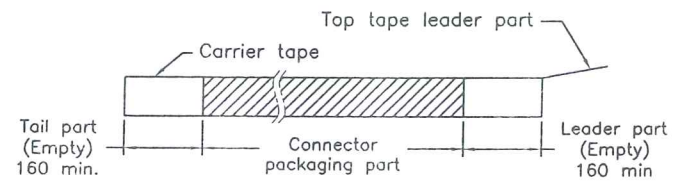
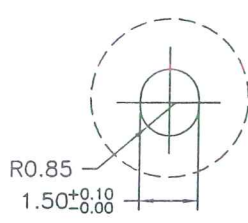
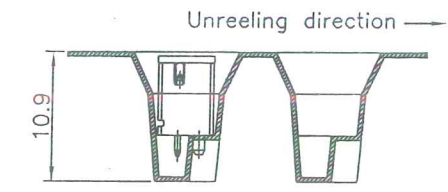
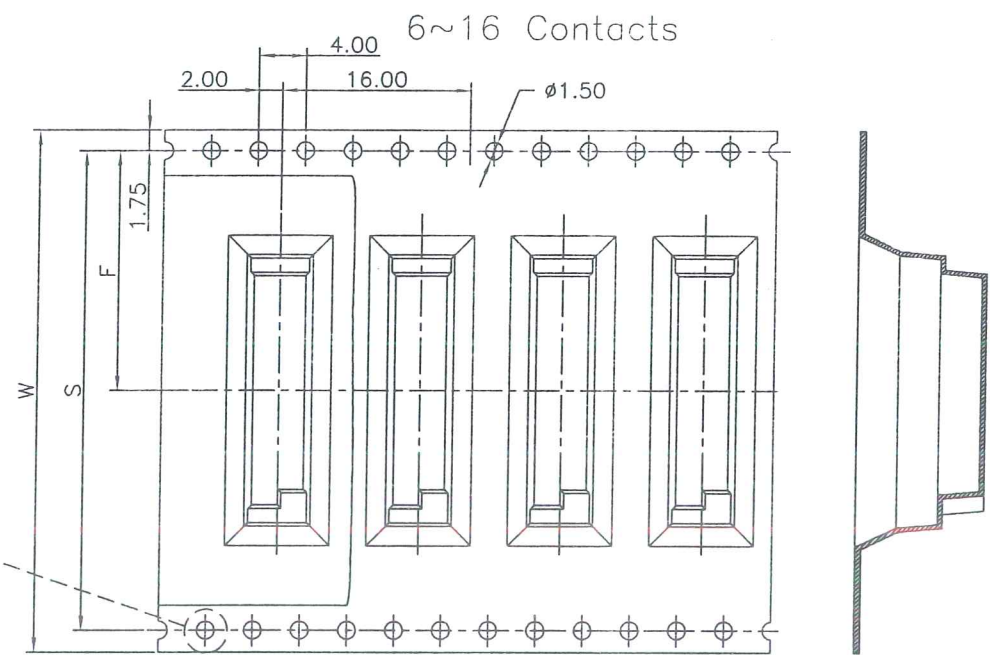
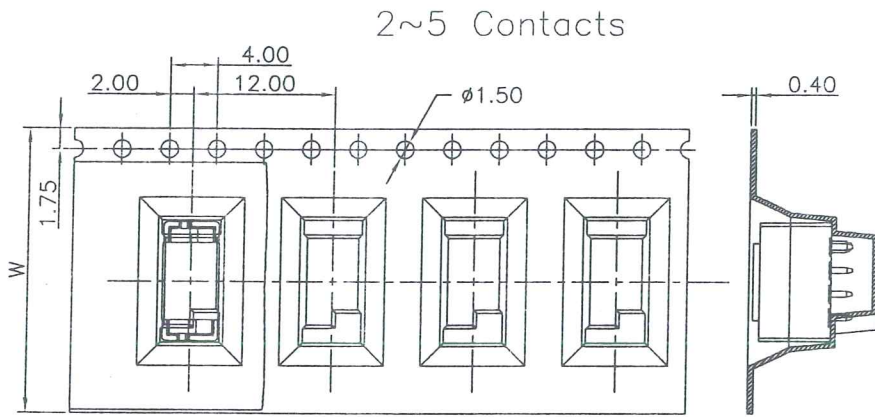
Specifications:
 Rated Voltage : 100V AC/DC
 Rated Current : 2A AC,DC
 Withstand Voltage : 800V AC/minute
 Contact Resistance : 10mΩ(MAX.)
 Insulation Resistance : 1000MΩ(MIN.)
 Temperature Range : -25°C~+85°C
 Contact: Brass
 Insulator: LCP,UL94V-0,Halogen Free
 The product using material and processing must conform to the "WI-PZ-142"HSF technical standard control requirements



Circuits	Dimensions	
	A	B
4P	6.00	10.00
5P	8.00	12.00
6P	10.00	14.00
7P	12.00	16.00
8P	14.00	18.00
9P	16.00	20.00
10P	18.00	22.00
11P	20.00	24.00
12P	22.00	26.00
13P	24.00	28.00
14P	26.00	30.00
15P	28.00	32.00
16P	30.00	34.00

REV.	REVISION RECORD	DATE	GENERAL TOLERANCES	SCALE: 1:1	NAME	DATE	PART. NO:	DWG. NO:
AO	新版图面发行	17.03.06	LINEAR	APPROVED	Nelson	21.04.28	12001W00-NP-F-S4-XX-HF-NK-R	FNDE05
A1	WN2104270108	21.04.28	0.0±0.25	DESIGNER	WU	21.04.28	TITLE: 2.00mm PITCH DIP TYPE	
			UNIT: MM	DRAWN	QYX	21.04.28	180° WAFER/带柱/针长1.80mm/加盖卷装	REV: A1
			SIZE: A4					SHEET: 1/2

JCTC[®]
 TERMINAL&CONNECTORS



Number of Contacts	W±0.3	F±0.1	S±0.1	PCS/Reel	PCS/Box
2~5P	24	11.50	28.40	500	5000
6~7P	32	14.20	40.40	500	4000
8~13P	44	20.20	52.40	500	3000
14~16P	56	26.20		500	2500

REV.	REVISION RECORD	DATE	GENERAL TOLERANCES	SCALE: 1:1	NAME	DATE	PART. NO:	DWG. NO:
AO	新版图面发行	17.03.06	LINEAR	APPROVED	WELSON	21.04.28	12001W00-NP-F-S4-XX-HF-NK-R	ENDE05
A1	WN210-1270108	21.04.28	0.0±0.25	DESIGNER	WU	21.04.28	TITLE: 2.00mm PITCH DIP TYPE	JCTC® TERMINAL&CONNECTORS
			0.00±0.15	DRAWN	QYX	21.04.28	180° WAFER/带柱/针长1.80mm/加盖卷装	
			0.00±0.08					REV: A1 SHEET: 2/2