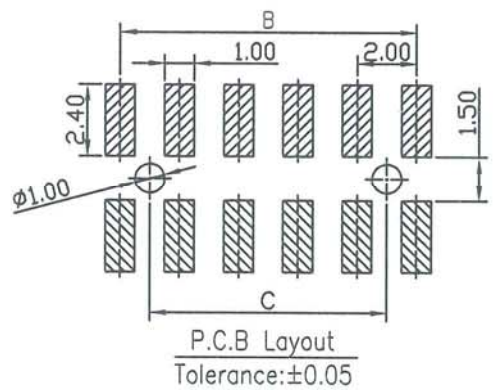
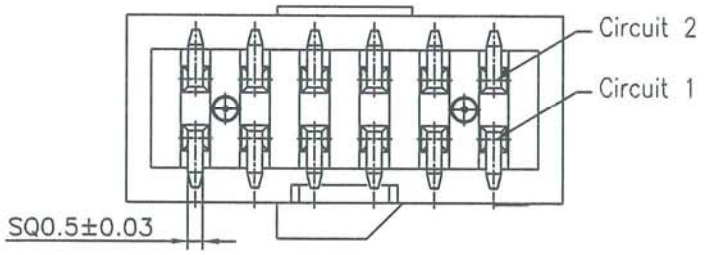


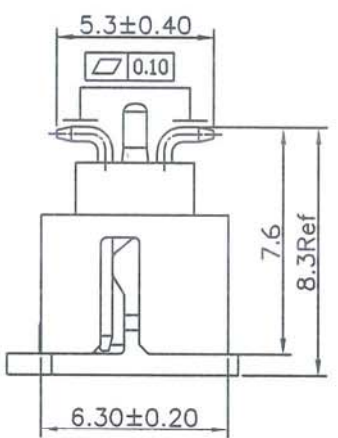
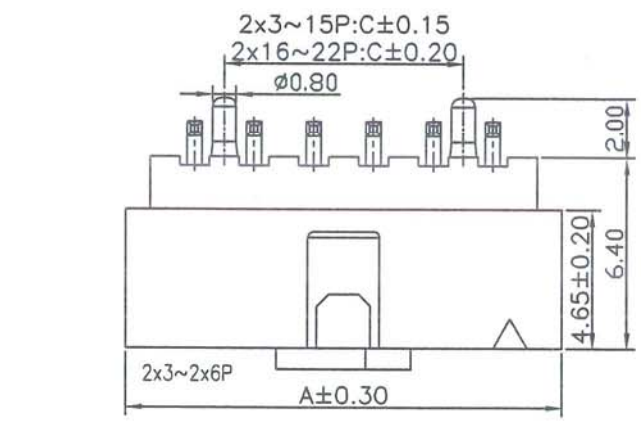
1 2 3 4 5 6 7 8

A  
B  
C  
D  
E  
F  
G  
H

A  
B  
C  
D  
E  
F  
G  
H



Specifications:  
 Rated Voltage : 250V AC/DC  
 Rated Current : 2A AC,DC  
 Withstand Voltage : 500V AC/minute  
 Contact Resistance : 30mΩ(MAX.)  
 Insulation Resistance : 800MΩ(MIN.)  
 Temperature Range : -25°C~+85°C  
 Insulator: High temperature plastic/UL94V-0/Black  
 Cap: High temperature plastic/UL94V-0/Black  
 Contact: Brass/Tin plated on solder area,  
 Gold plated on contact area, All nickel plating  
 The product using material and processing  
 must conform to the "WI-PZ-142" HSF  
 technical standard control requirements

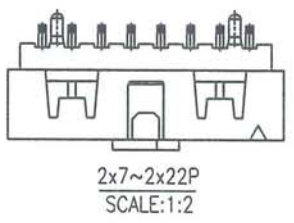
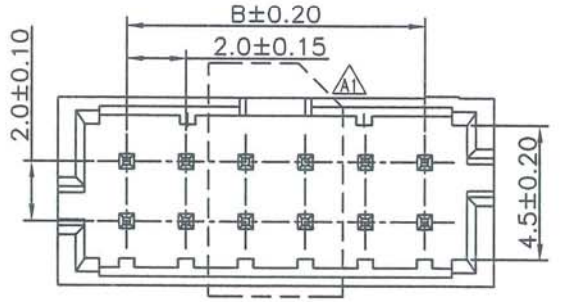


12012W00-2xNPX-S F-S1-XX-NK-R1  
 ① ② ③ ④ ⑤ ⑥ ⑦ ⑧ ⑨ ⑩

- ① Series No.
- ② W90 : Side Contact  
W00 : Up Contact
- ③ No. of Circuits
- ④ X : Product color (A--Y)  
A : Black
- ⑤ S : SMT Type
- ⑥ F : With Post
- ⑦ S1: S1 Type
- ⑧ XX: Gold plated on contact area  
0A:1u" 0B:2u" 0C:3u" 0D:4u"  
0E:5u" 0F:10u" 0G:15u" 0H:30u"
- ⑨ NK: No Mark
- ⑩ R1 : Tape & Reel



PART NO.	Dimensions		
	A	B	C
2x3P	8.65	4.00	2.00
2x4P	10.65	6.00	4.00
2x5P	12.65	8.00	6.00
2x6P	14.65	10.00	8.00
2x7P	16.65	12.00	10.00
2x8P	18.65	14.00	12.00
2x9P	20.65	16.00	14.00
2x10P	22.65	18.00	16.00
2x11P	24.65	20.00	18.00
2x12P	26.65	22.00	20.00
2x13P	28.65	24.00	22.00
2x14P	30.65	26.00	24.00
2x15P	32.65	28.00	26.00
2x16P	34.65	30.00	28.00
2x17P	36.65	32.00	30.00
2x18P	38.65	34.00	32.00
2x19P	40.65	36.00	34.00
2x20P	42.65	38.00	36.00
2x21P	44.65	40.00	38.00
2x22P	46.65	42.00	40.00



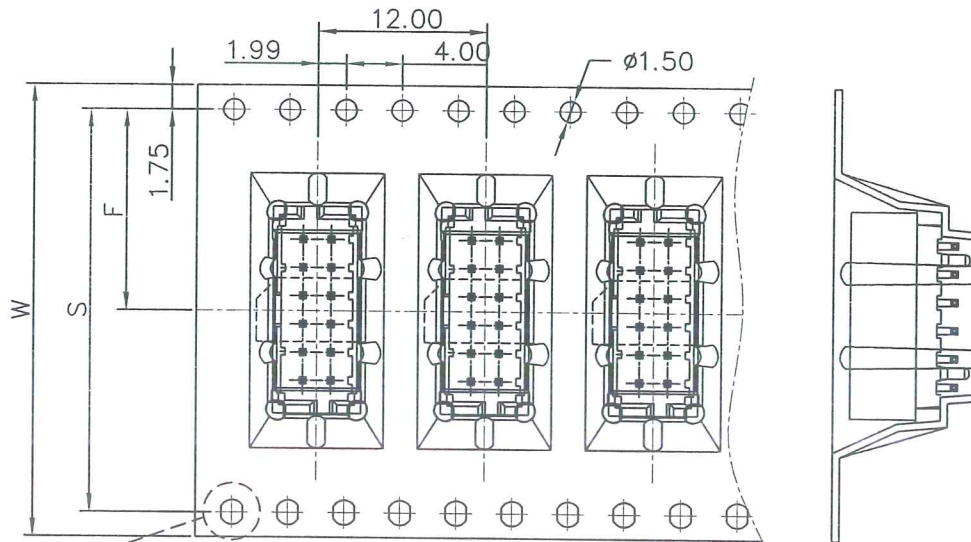
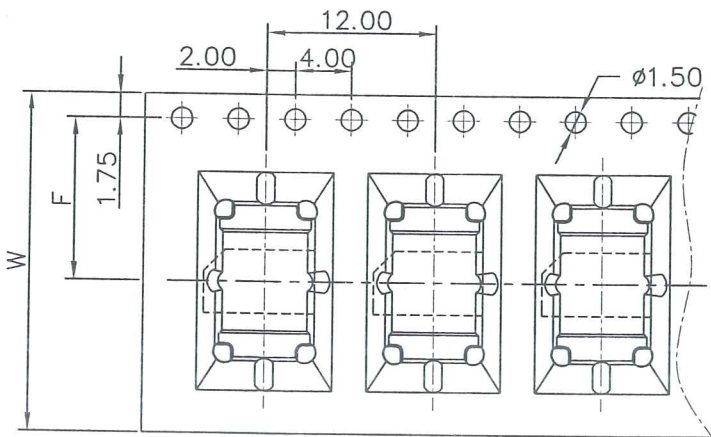
REV.	REVISION RECORD	DATE	GENERAL TOLERANCES	SCALE:	NAME	DATE	PART. NO:	DWG. NO:
A0	新图面发行	20.09.29	LINEAR	1:1	Nelson	21.05.17	12012W00-2xNPX-SF-S1-XX-NK-R1	ENDE05
A1	WR2101270025	21.01.27	0.0±0.25	APPROVED	me	21.05.17	TITLE: 2.00mm PITCH DUAL ROW SMT TYPE 180° WAFER (带柱)	
A2	WR2105170127	21.05.17	0.00±0.15	DESIGNER	GHD	21.05.17		
			0.000±0.08	DRAWN				
			X° REF±6°					
			X° ±3°					
			X° X' ±2°					

**JCTC**®  
 TERMINAL&CONNECTORS  
 REV: A2 SHEET: 1/2

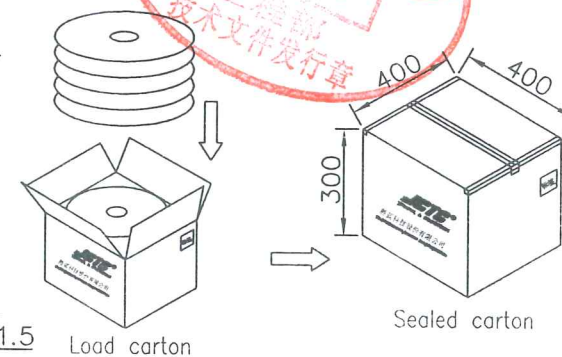
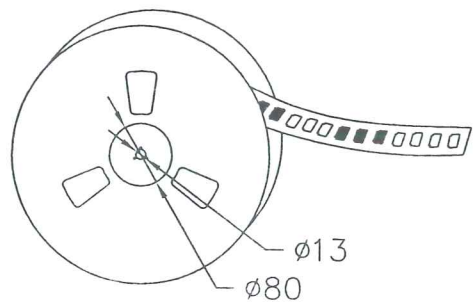
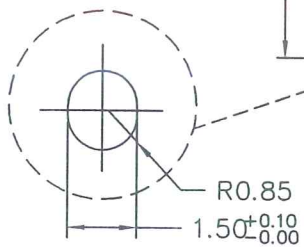
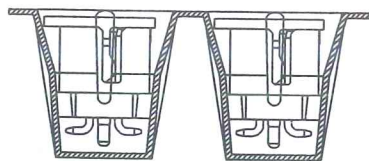
1 2 3 4 5 6 7 8

2x2P~2x3P, 2x6P Contacts

2x4P~2x5P 2x7P~2x22P Contacts



Unreeling direction →



Number of Contacts	W±0.3	F±0.1	S±0.1	pcs/Reel	pcs/Box
2x3P~2x4P, 2x6P	24	11.50	--	800	8,000
2x5P, 2x7P	32	14.20	28.40	800	6,400
2x8P~2x13P	44	20.20	40.40	800	4,800
2x14P~2x19P	56	20.20	40.40	800	4,000
2x20P~2x22P	72	34.20	68.40	800	2,400

REV.	REVISION RECORD	DATE	GENERAL TOLERANCES	SCALE:	NAME	DATE	PART. NO:	DWG. NO:
A0	新图面发行	20.09.29	LINEAR	1:1			12012W00-2xNPX-SF-S1-XX-NK-R1	ENDE05
A1	WR2101270025	21.01.27	0.0±0.25	APPROVED	Nelson	21.05.17		
A2	WR2105170127	21.05.17	X° REF±6°	DESIGNER	MM	21.05.17		
			X° ±3°	DRAWN	GHD	21.05.17	TITLE:	
			UNIT: MM				2.00mm PITCH DUAL ROW	
			STZE: A4				SMT TYPE 180° WAFER (带柱)	
			0.000±0.08					

**JCTC**®  
TERMINAL&CONNECTORS

REV: A2 SHEET: 2/2