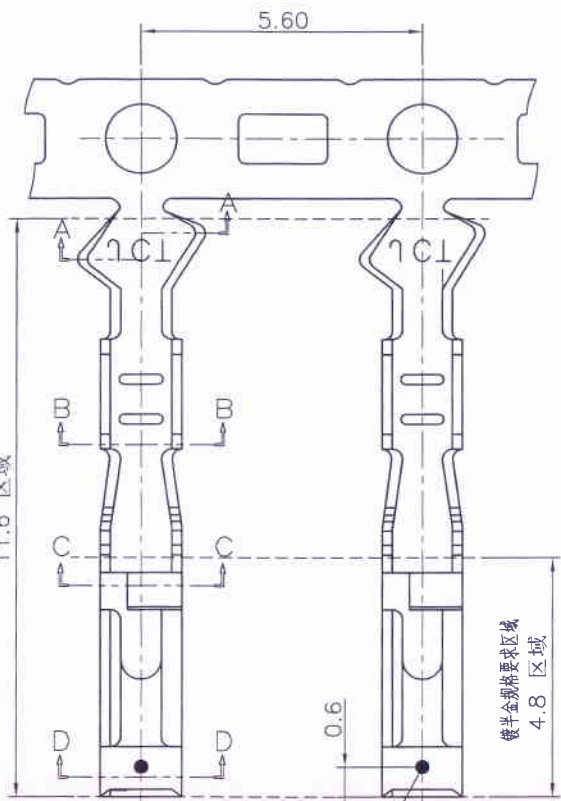
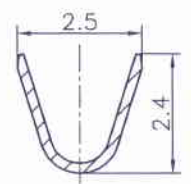
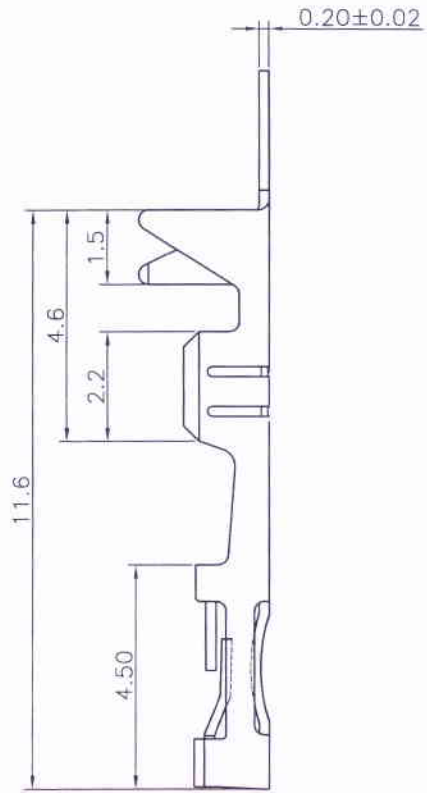


镀金规格要求区域
11.6 区域

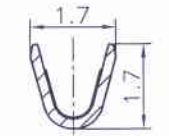


镀半金规格要求区域
4.8 区域

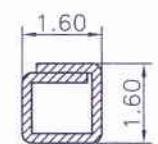
镀镍&锡&金测点



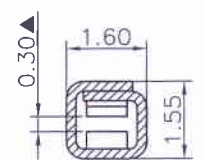
Section A-A



Section B-B



Section C-C



Section D-D

PART NO.

12541T2B-XX

B--Brass

Finish 0*--镀半金

0A--Gold-flash

0D--4u"

0G--15u"

Finish 5*--镀金

5A--Gold-flash

5D--4u"

2E--Tin-plated

0B--2u" 0C--3u"
0E--5u" 0F--10u"
0H--30u" 0I--50u"

5B--2u" 5C--3u"
5E--5u" 5F--10u"



The product using material and processing must conform to the "WI-PZ-142" HSF technical standard control requirements

Part No	Wire Range	Insulation O.D.	Material	Finish	Qty/reel
12541T2B-2E	AWG #22~#28	1.60mm(max)	Brass	Ni50u"Min Sn80u"Min	10,000 pcs
12541T2B-XX	AWG #22~#28	1.60mm(max)	Brass	Ni50u"Min Gold-plated	10,000 pcs

REV.	REVISION RECORD	DATE	UNIT: MM	GENERAL TOLERANCES		SCALE:	NAME	DATE	PART. NO:	DWG. NO:	JCTC® TERMINAL&CONNECTORS
				LINEAR	ANGLES	1:1					
C0	新图面发行	14.07.16	SIZE: A4	0.0±0.25	X° REF±6°	APPROVED	陈佳龙	20.10.13	12541T2B-XX	ENDE05	REV: C1
C1	更新图框	20.10.13		0.00±0.15	X° ±3°	DESIGNER					
				0.000±0.08	X° X' ±2°	DRAWN					

杜邦2.54高脚端子

SHEET: 1/1