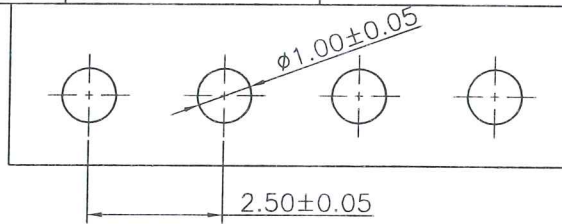
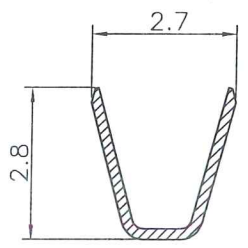
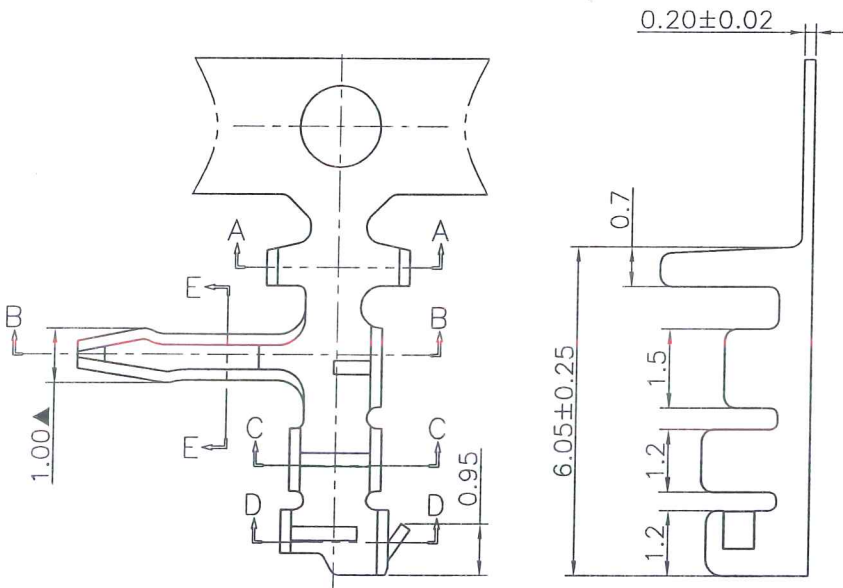


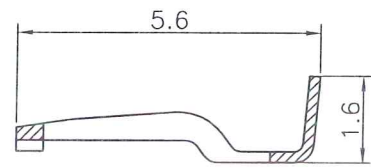
张振坤



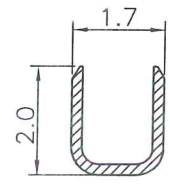
P.C.B LAYOUT
T = 1.60 ± 0.05 mm



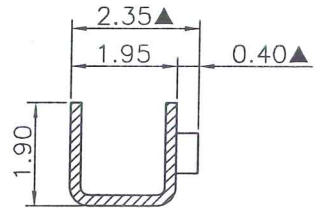
SECTION A-A



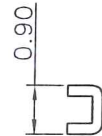
SECTION B-B



SECTION C-C



SECTION D-D



SECTION E-E

The product using material and processing must conform to the "WI-PZ-142" HSF technical standard control requirements

Specification & Ordering Information:

Part No	Wire Range	Insulation O.D.	Material	Finish	Qty/reel
22501T9B-2E-C-NK	0.5~0.75mm ²	1.70mm(max)	Brass	Tin-plated	6,000 pcs



REV.	REVISION RECORD	DATE	UNIT: MM	GENERAL TOLERANCES	SCALE:	NAME	DATE	PART. NO.:	DWG. NO.:	JCTC [®] TERMINAL&CONNECTORS
A0	新图面发行	20.09.24	A4	LINEAR: 0.00 ± 0.15 ANGLES: X° ± 3°	1:1	张振坤	20.09.24	22501T9B-2E-C-NK	ENDE05	
			A4	LINEAR: 0.00 ± 0.08 ANGLES: X° X' ± 2°		张振坤	20.09.24	SCN2.5 90° 端子/高脚		

REV: A0 SHEET: 1/1