

50801W00-NPX-S-XX-XX-R
① ② ③④⑤⑥ ⑦ ⑧

- ① Series No.
- ② W90 : Side Contact
W00 : Up Contact
- ③ No. of Circuits
- ④ A : Product color(A--Y)
Blank : Natural type
- ⑤ S : SMT Type
- ⑥ 5A : Plt Gold-flash
Solder Tabs Gold-flash
- ⑦ HF : Halogen Free
- ⑧ R : Tape & Reel

Dimensional Ordering Information:			
Circuits Part No	Dimensions		
	A	B	C
2P		1.90	3.80
3P	1.60	2.70	4.60
4P	2.40	3.50	5.40
5P	3.20	4.30	6.20
6P	4.00	5.10	7.00
7P	4.80	5.90	7.80
8P	5.60	6.70	8.60
9P	6.40	7.50	9.40
10P	7.20	8.30	10.20
11P	8.00	9.10	11.00
12P	8.80	9.90	11.80
13P	9.60	10.70	12.60
14P	10.40	11.50	13.40
15P	11.20	12.30	14.20
16P	12.00	13.10	15.00
17P	12.80	13.90	15.80
18P	13.60	14.70	16.60
19P	14.40	15.50	17.40
20P	15.20	16.30	18.20
21P	16.00	17.10	19.00
22P	16.80	17.90	19.80
23P	17.60	18.70	20.60
24P	18.40	19.50	21.40

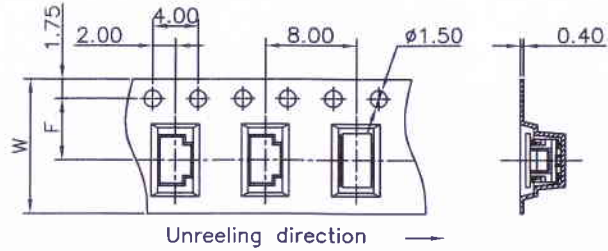
Specifications:
 Rated Voltage : 30V AC/DC
 Rated Current : 0.5A AC,DC
 Withstand Voltage : 200V AC/minute
 Contact Resistance : 30mΩ(MAX.)
 Insulation Resistance : 100MΩ(MIN.)
 Temperature Range : -25°C~+85°C
 The product using material and processing must conform to the *WI-PZ-142*HSF technical standard control requirements

Part No.	Material	Color	Pin Material	Solder Tabs
50801W00-NP-S-R	Nylon 6T,UL94V-0	Beige	Phosphor Bronze/Matte Tin-plated	Brass/Matte Tin-plated
50801W00-NP-S-5A-R	Nylon 6T,UL94V-0	Beige	Phosphor Bronze/Gold-flash	Brass/Gold-flash
50801W00-NP-S-HF-R	LCP,UL94V-0	糙/Beige	Phosphor Bronze/Matte Tin-plated	Brass/Matte Tin-plated
50801W00-NP-S-5A-HF-R	LCP,UL94V-0	糙/Beige	Phosphor Bronze/Gold-flash	Brass/Gold-flash
50801W00-NPA-S-HF-R	LCP,UL94V-0	糙/Black	Phosphor Bronze/Matte Tin-plated	Brass/Matte Tin-plated
50801W00-NPA-S-5A-HF-R	LCP,UL94V-0	糙/Black	Phosphor Bronze/Gold-flash	Brass/Gold-flash
50801W00-NPA-S-5A-HF-NK-R	LCP,UL94V-0	糙/Beige	Phosphor Bronze/Gold-flash	Brass/Gold-flash

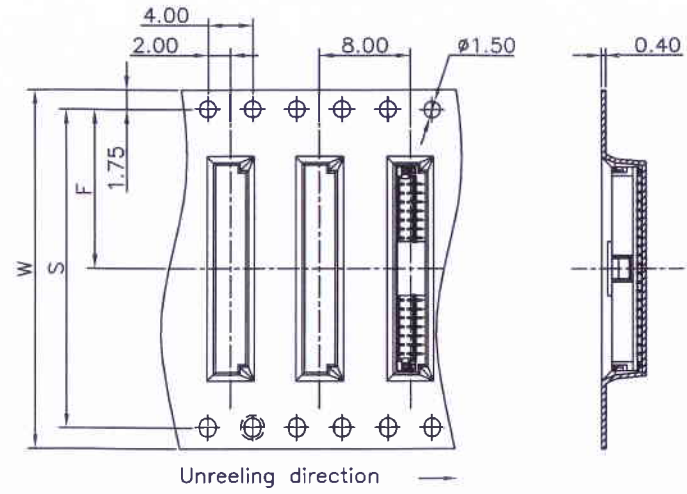
REV.	REVISION RECORD	DATE	GENERAL TOLERANCES	SCALE:	NAME	DATE	PART. NO:	DWG. NO:
C5	新增黑色无卤不印字规格	12.04.21	LINEAR	1:1			50801W00-NPX-S-XX-XX	ENDE05
C6	WN1609200151	16.09.20	0.0±0.25	APPROVED	张振坤	20.10.20		
D0	依WN1812120229设变	18.12.12	X° REF±6°	DESIGNER	张振坤	20.10.20	TITLE:	
D1	换图框发行	20.10.20	X° ±3°	DRAWN	张振坤	20.10.20	0.8刺破 180° WAFER CONN	
			SIZE: A4					REV: D1 SHEET: 1/2



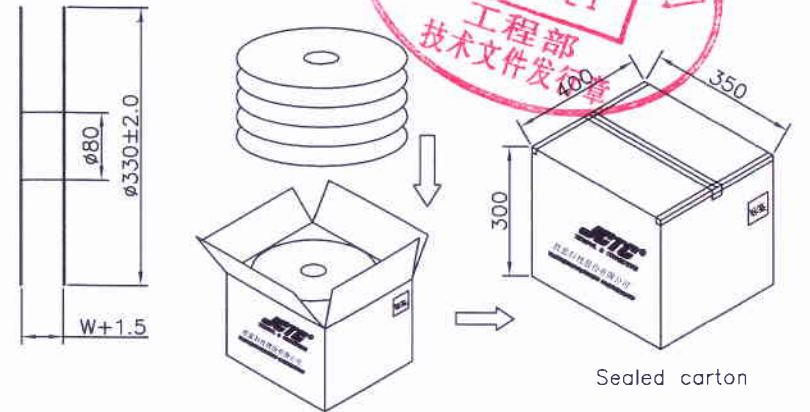
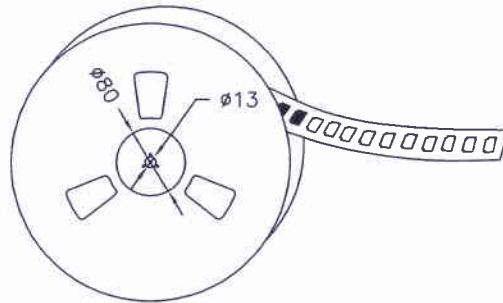
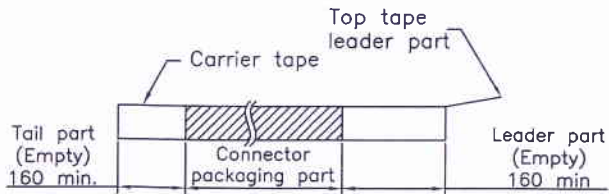
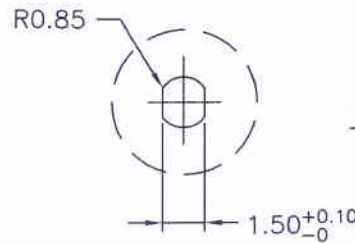
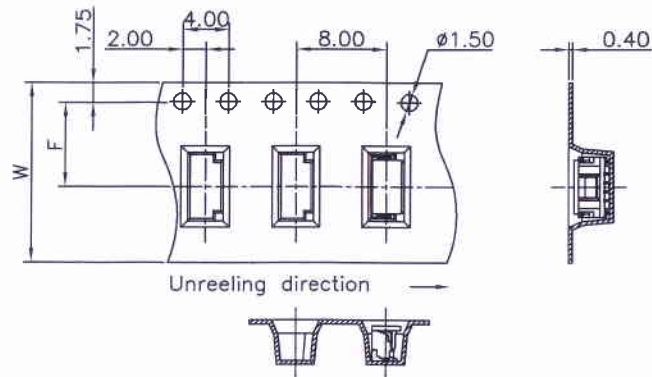
02~03 Contacts



18~24 Contacts



04~17 Contacts



NOTE:
Material: Transparent
Anti-static Polystyrene.

Number of Contacts	W±0.3	F±0.1	S±0.1	Q'ty/Reel	Q'ty/Box
02P~07P	16	7.50		2,000	30,000
08P~17P	24	11.50		2,000	20,000
18P~24P	32	14.20	28.40	2,000	16,000

REV.	REVISION RECORD	DATE	GENERAL TOLERANCES	SCALE:	NAME	DATE	PART. NO:	DWG. NO:	 JCTC [®] TERMINAL&CONNECTORS
C0	新图面发行	10.06.05	LINEAR	1:1			50801W00-NPX-S-XX-XX	ENDE05	
C1	整理图面	16.09.20	0.0±0.25	APPROVED	张振坤	20.10.20	TITLE: 0.8刺破 180° WAFER CONN		
C2	换图框发行	20.10.20	X° REF±6°	DESIGNER	张振坤	20.10.20			
			0.00±0.15	DRAWN	张振坤	20.10.20			
			X° ±3°						REV: C2
			X° X'±2°						SHEET: 2/2