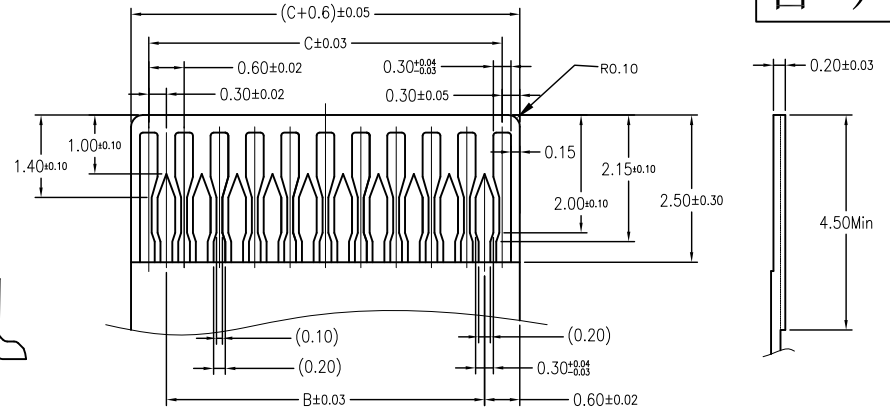
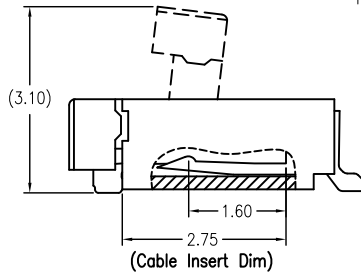
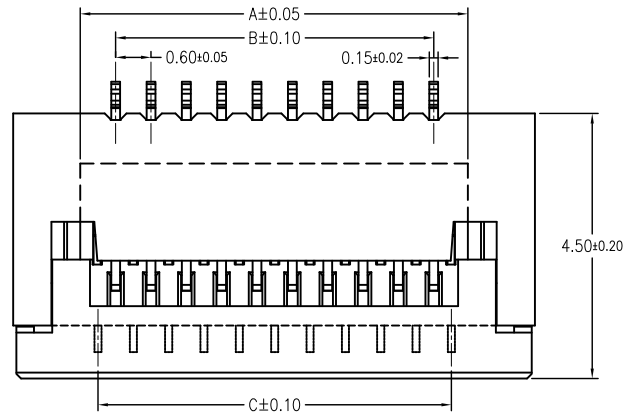
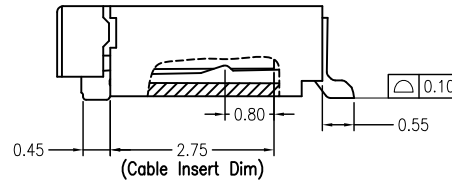
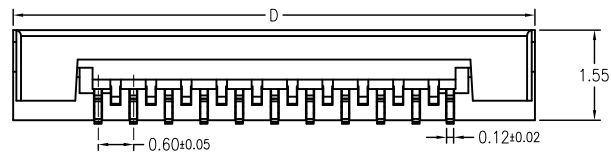


环保物料

客户图



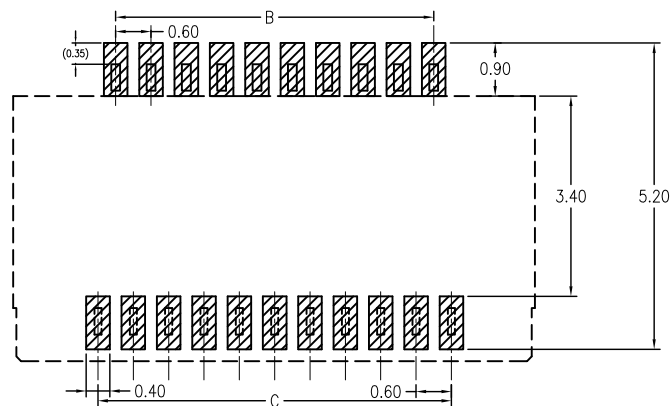
Applicable FPC



Voltage Rating : 30V DC
 Current Rating : 0.2A
 Withstand Voltage : 90V DC/minute
 Contact Resistance : 30mΩ(MAX.)
 Insulation Resistance : 100MΩ(MIN.)
 Temperature Range : -25°C~+85°C

40305W90-NPN-S H L OA N B R
 ① ② ③④⑤⑥⑦⑧⑨⑩

- ① Series No.
- ② W90 :Right angle
- ③ No. of Circuits
- ④ Color: N=Natural
- ⑤ S: SMT type
- ⑥ H=Halogen Free
- ⑦ Material: L=LCP
- ⑧ Plating for contacts:
 OA=Gold-flash on contact area
- ⑨ Plating for solder area(LEG):
 N=None Plating
- ⑩ Assembly Style
- B=Bottom Contacts
- ⑪ R=Tape & Reel



Recommended P.C.B Layout

Tolerance: ±0.05

No. of Contacts	Dimension			
	A	B	C	D
13	4.25	3.00	3.60	6.50
21	6.65	5.40	6.00	8.90
23	7.25	6.00	6.60	9.50
25	7.85	6.60	7.20	10.10
27	8.45	7.20	7.80	10.70
35	10.85	9.60	10.20	13.10
39	12.05	10.80	11.40	14.30
41	12.65	11.40	12.00	14.90
45	13.85	12.60	13.20	16.10
51	15.65	14.40	15.00	17.90
61	18.65	17.40	18.00	20.90

No.	Description	Material	Color/Finish
a	Housing	LCP,UL94V-0	Natural
b	Actuator	LCP,UL94V-0	Black
c	Terminal	Phosphor Bronze	Gold Fash

一般公差 GENERAL TOLERANCE			绘图 DR.	程功银	料号 PART NO.	文件编号 NUMBER	 TERMINAL&CONNECTORS	
X.X ±0.15	X' ±2'	校对 CHK.	李兴泽	40305W90-NPN-SHLOANBR	ENDPT01			
X.XX ±0.05	X.X' ±1'	审核 CHK.	李兴泽	品名 TITLE	FPC 0.3 Pitch 1.5H ZIF	比例 SCALE	SHEET	版次 REV.
X.XXX ±0.02	▲ MAJOR DIM.	核准 APPD.	杨章雄	R/A Connector	1/1	1/1	A0	
单位 UNIT	mm							

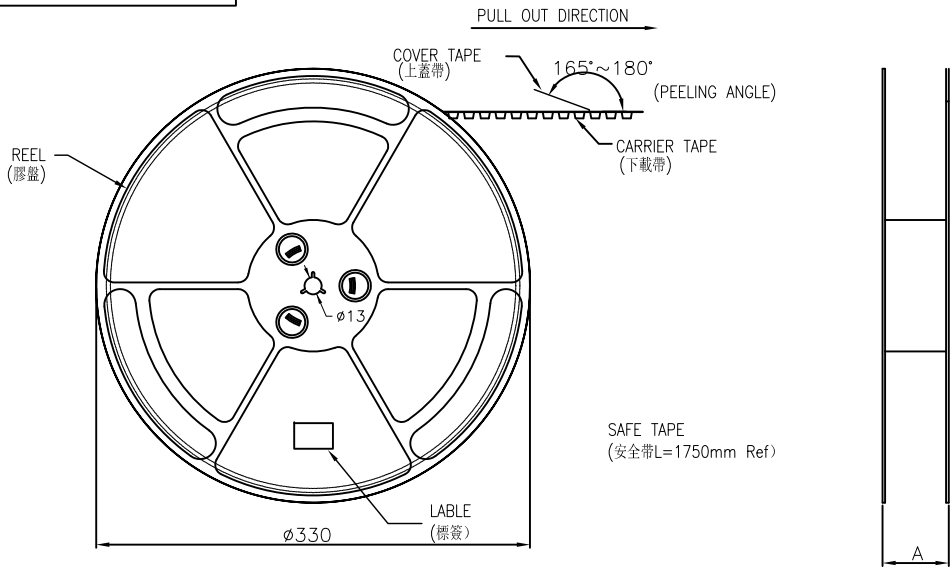
版次 REV.	日期 DATE	变更内容 DESCRIPTION	审核 CHK.	核准 APPD.
A0	17.01.03	换图面发行		

环保物料

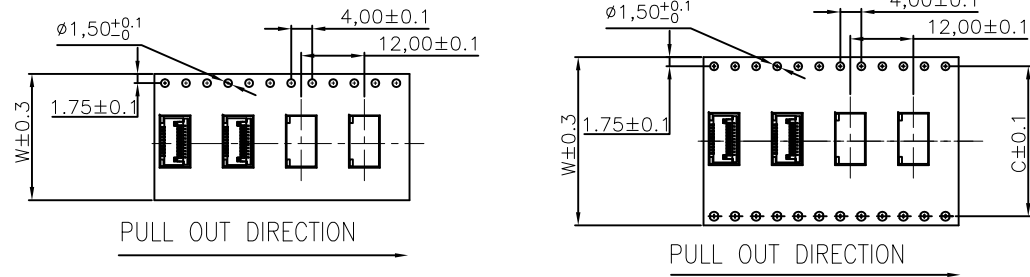
检验规范

NOTE:

- 1.10 Sprocket hole pitch cumulative tolerance ± 0.20 .
2. Carrier camber is within 1mm in 100mm.
3. Material: black conductive polystyrene alloy.
4. Material Thickness: 0.3 ± 0.05 mm.
5. All dimensions meet EIA-481-B requirements.
6. 5000pcs Pef Reel.
7. For tape width(dim W)16 and 24mm pilot holes are provided on one sides. For tape width(dim W)32, 44 and 56mm pilot holes are provided on both sides.

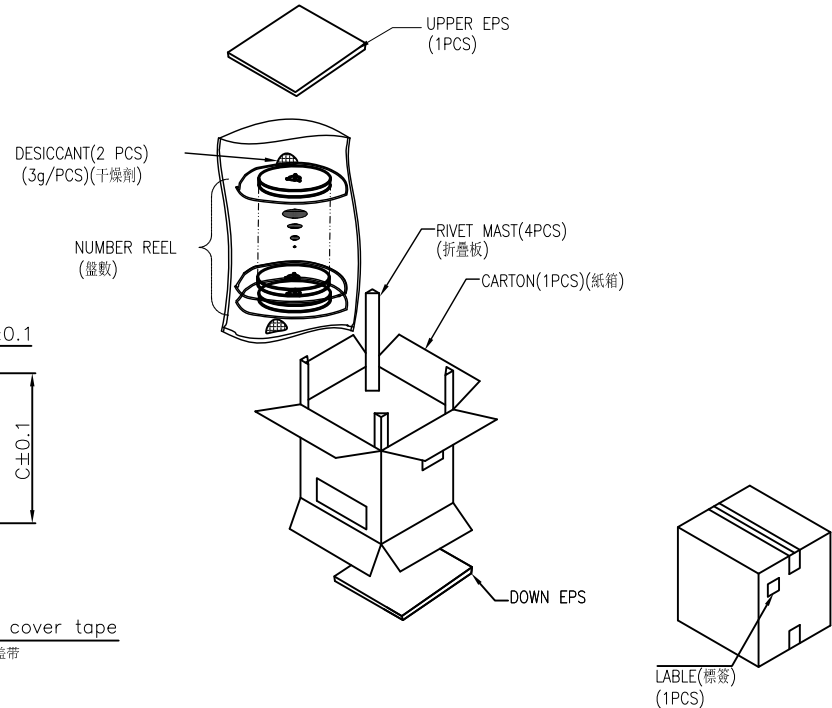
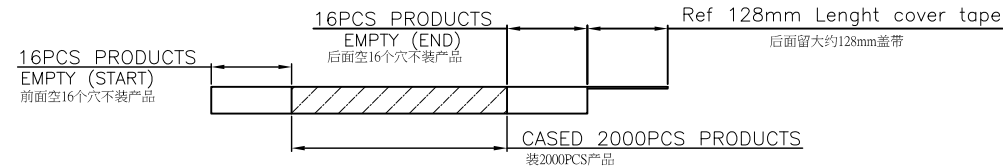


SCALE 1:4



PULL OUT DIRECTION

PULL OUT DIRECTION



PIN NO.	W	A	C	PCS /REEL	REEL/CARTON	SUM(PCS)
05PIN~7PIN	12	16.5	-	2000	18	72000
9PIN~21PIN	16	20.5	-	2000	15	30000
23PIN~47PIN	24	28.5	-	2000	10	40000
49PIN~61PIN	32	36.5	28.4	2000	8	32000

一般公差 GENERAL TOLERANCE						绘图 DR.	程功银	料号 PART NO.	文件编号 NUMBER	 TERMINAL&CONNECTORS			
X.X	±0.15	X'	±2'	校对 CHK.	李兴泽	40305W90-NPN-SHLOANBR		ENDPT01					
X.XX	±0.05	X.X'	±1'	审核 CHK.	李兴泽	品名 TITLE		FPC 0.3 Pitch 1.5H ZIF					
X.XXX	±0.02	▲ MAJOR DIM.		核准 APPD.	杨章雄	R/A Connector		比例 SCALE	1/1	SHEET	1/1	版次 REV.	A0
版次 REV.	日期 DATE	变更内容 DESCRIPTION	审核 CHK.	核准 APPD.	单位 UNIT	mm							