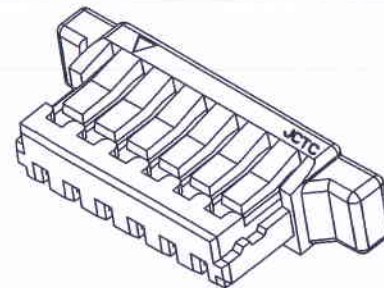


Specifications:  
 Rated Voltage : 30V AC/DC  
 Rated Current : 0.5A AC,DC  
 Withstand Voltage : 200V AC/minute  
 Contact Resistance : 30mΩ(MAX.)  
 Insulation Resistance : 100MΩ(MIN.)  
 Temperature Range : -25°C~+85°C  
 The product using material and processing must conform to the "WI-PZ-142"HSF technical standard control requirements

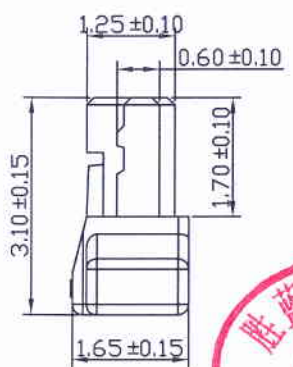
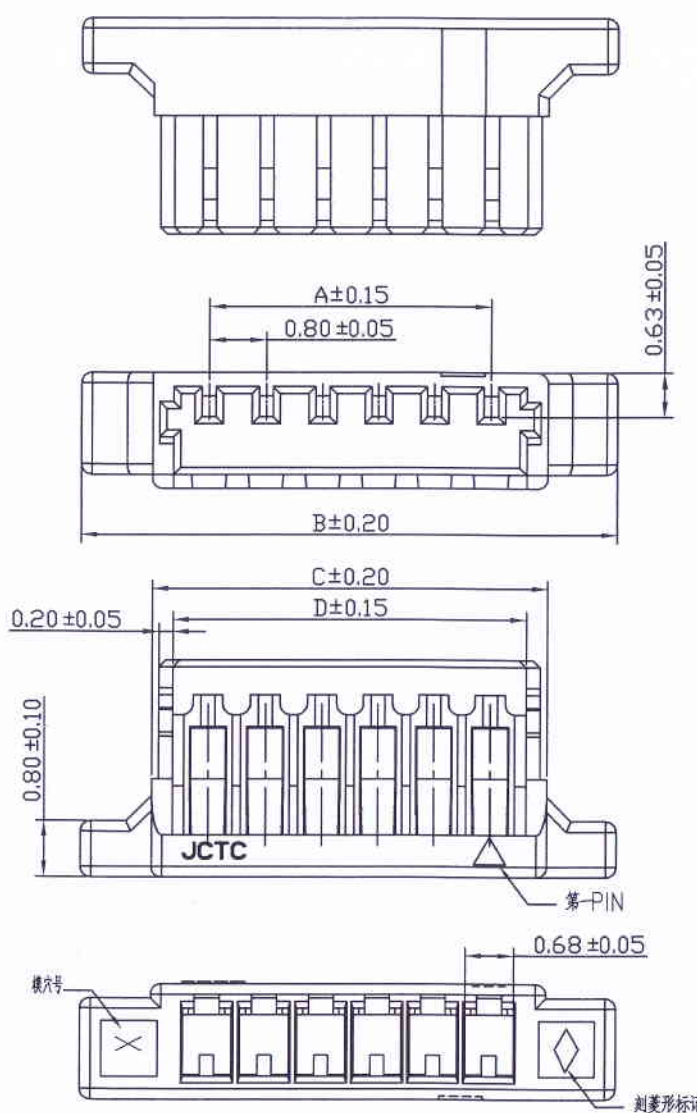



50801H00-NP-T-S7-HF


① ② ③ ④ ⑤ ⑥

- ① Series No.
- ② H90 : Side Contact  
H00 : Up Contact
- ③ No. of Circuits
- ④ T : Mount type
- ⑤ S7 : S7 Type
- ⑥ HF : Halogen Free

Circuits Part No	Dimensions			
	A	B	C	D
3P	1.60	5.20	3.20	2.60
4P	2.40	6.00	4.00	3.40
5P	3.20	6.80	4.80	4.20
6P	4.00	7.60	5.60	5.00
7P	4.80	8.40	6.40	5.80
8P	5.60	9.20	7.20	6.60
9P	6.40	10.00	8.00	7.40
10P	7.20	10.80	8.80	8.20
11P	8.00	11.60	9.60	9.00
12P	8.80	12.40	10.40	9.80
13P	9.60	13.20	11.20	10.60
14P	10.40	14.00	12.00	11.40
15P	11.20	14.80	12.80	12.20
16P	12.00	15.60	13.60	13.00
17P	12.80	16.40	14.40	13.80
18P	13.60	17.20	15.20	14.60
19P	14.40	18.00	16.00	15.40
20P	15.20	18.80	16.80	16.20
21P	16.00	19.60	17.60	17.00
22P	16.80	20.40	18.40	17.80
23P	17.60	21.20	19.20	18.60
24P	18.40	22.00	20.00	19.40
25P	19.20	22.80	20.80	20.20



REV.	REVISION RECORD	DATE		GENERAL TOLERANCES		SCALE: 1:1	NAME	DATE
A0	新图面发行	20.03.24		UNIT: MM	LINEAR	ANGLES	APPROVED	<i>[Signature]</i>
			SIZE: A4	0.0 ± 0.25	X° REF ± 6°	DESIGNER	<i>[Signature]</i>	20.03.24
				0.00 ± 0.15	X° ± 3°	DRAWN	张振坤	20.03.24
				0.000 ± 0.08	X° X' ± 2°			

Part No.	Material	Color
50801H00-NP-T-S7-HF	LCP,UL94V-0	Natural(Beige)
PART. NO: 50801H00-NP-T-S7-HF	DWG. NO: ENDE05	 <b>TERMINAL&amp;CONNECTORS</b>
TITLE: 0.80mm PITCH HOUSING		
REV: A0	SHEET: 1/1	