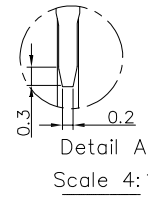
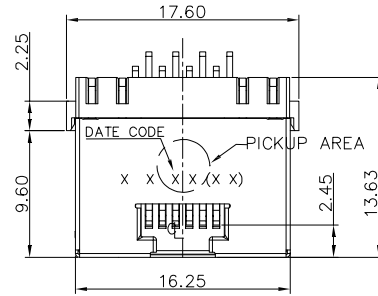
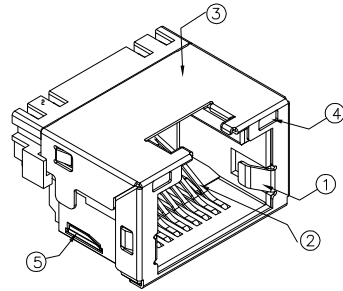


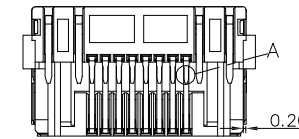
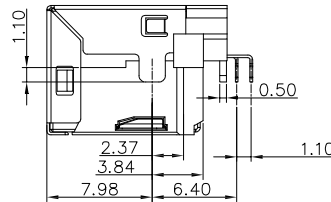
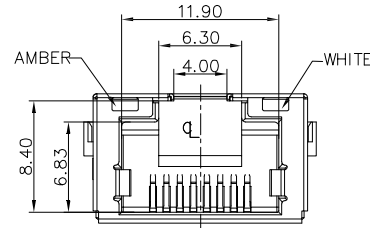
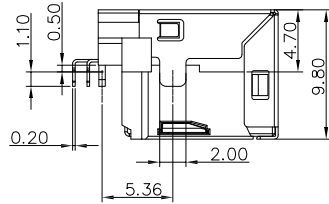
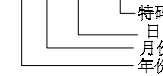
The product using material and processing must conform to the "WL-PZ-001" HSF technical standard control requirements

RoHS



NOTES:
1.MATERIAL: SEE SHEET

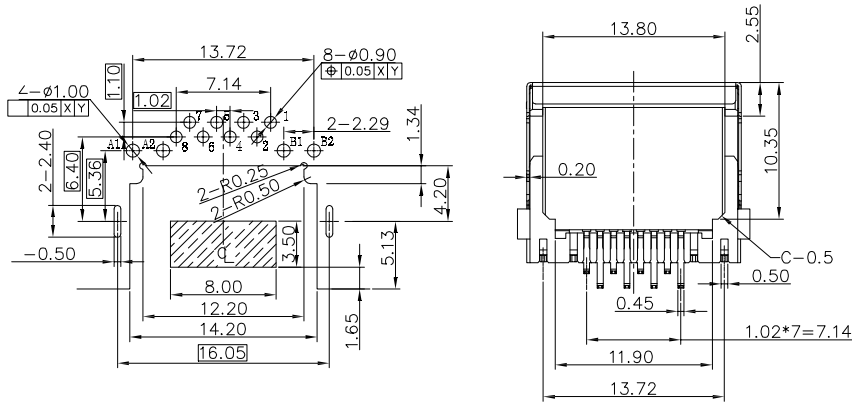
2. FINISH:
2.1 TERMINAL: NICKEL UNDERPLATING OVER ALL.GOLD FLASH ON CONTACT AREA, MATTE TIN 80u" MIN ON SOLDER AREA.
2.2 SHELL:UNDERPLATED: NICKEL PLATING OVER ALL.
2.3 LED PLATED: DIP SOLDER PLATING 100u"MIN TIN ON ALL.
3. HALOGEN FREE & RoHS COMPLIANT PRODUCTS.
4. FOR IR SOLDERING LEAD-FREE PROCESS.260°C, 5~10SECS.
5. 产品DATE CODE: * * * * (**), 字高2.0mm



P/N: WL R4 F 9-08 1 1 A 0 100

CONNECTOR: R4-RJ45
MALE FEMALE: F-FEMALE
ANGLE: 9-90°
PIN Q'PY: 08PIN

COLOR: A-BLACK
PLATING: 1-G/F, 3-5U", 5-15U", 6-30U"
TERMPPOINT: 1-DIP



ECOMMENDED P.C.BOARD LAYOUT
TOP SIDE) TOLERANCE=±0.05mm PCB T=1.0mm

⑤	STOPPER	HIGH TEMP THERMOPLASTIC, ,UL94V-0, BLACK	2
④	LED	LED	2
③	SHELL	METAL ALLOY , Ni PLATING	1
②	CONTACT	COPPER ALLOY , GOLD PLATING ON CONTACT AREA	1
①	HOUSING	HIGH TEMP THERMOPLASTIC, ,UL94V-0, BLACK	1
ITEM	DESCRIPTION	REMARK	Q'TY

REV.	REVISION RECORD	DATE		GENERAL TOLERANCES		SCALE: 1:1	NAME	DATE	PART.NO: WLR4F9-0811A0100	DWG.NO: ENDE05	 WanLian Teconology Co., Ltd
AO	NEW RELEASE	22.05.09		LINEAR	ANGLES						
			UNIT:mm	0.00±0.25	X'±3'	DESIGNER	Han_Gao	22.05.09	TITLE: CONN,RJ45 RECEPTACLE DIP W/LED,H=4.7mm		REV: A0 SHEET: 1/1
			SIZE: A4	0.000±0.10	X'X' ±2'	DRAWN	LanXuan_Hou	22.05.09			