The product using material and processing must conform to the "WL-PZ-001"HSF technical standard control requirements

RoHS

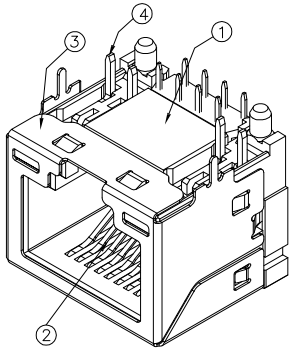

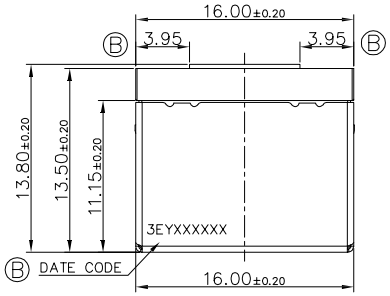

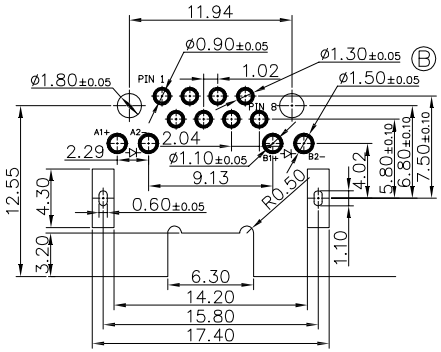

NOTES
1. MATERIAL: SEE SHEET
2. PLATING:
   2.1 TERMINAL:
   UNDERPLATED: NICKEL UNDERPLATING OVER ALL.
   GOLD PLATING ON CONTACT AREA, MATTE TIN ON SOLDER AREA.
   2.2 SHELL:
   UNDERPLATED: NICKEL PLATING OVER ALL.
3. RoHS AND HALOGEN FREE COMPLIANT PRODUCTS
4. FOR IR SOLDERING LEAD-FREE PROCESS.260℃, 5~10SECS.

RECOMMENDED P.C.B LAYOUT COMPONENT SIDE (TOP VIEW)
TOLERANCE=±0.05mm PCB THICKNESS=1.60mm

P/N: WL R4 F 9-08 1 X A 0 103

- CONNECTOR: R4-RJ45
- MALE FEMALE: F-FEMALE
- ANGLE: 9-90°
- PIN Q'PY: 08PIN
- TERMIPOINT: 1-DIP
- PLATING: 1-G/F, 3—5U", 5-15U", 6-30U"
- COLOR: A-BLACK

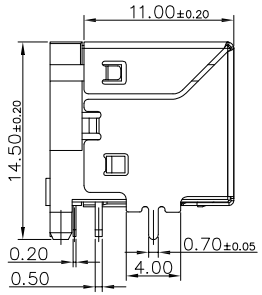

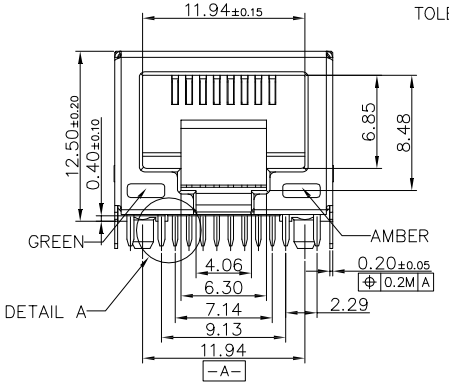

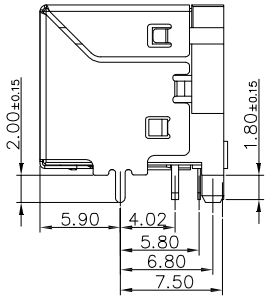

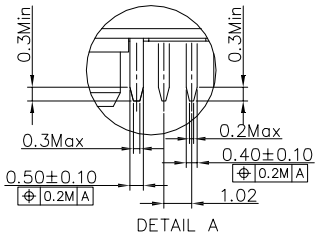

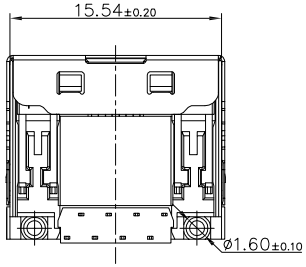

LED ELECTRIC CHARACTERISTIC	
A1(+) A2(-)	GREEN
B1(+) B2(-)	AMBER

P/N	CONTACT PLATING	SHELL PLATING
WLR4F9-0811A0103	GOLD FLASH	Ni
WLR4F9-0816A0103	30u" Au	Ni

ITEM	DESCRIPTION	REMARK	Q'TY
④	LED	LED	2
③	SHELL	METAL ALLOY,Ni PLATING	1
②	CONTACT	COPPER ALLOY,GOLD PLATING ON CONTACT AREA	1
①	HOUSING	HIGH TEMP THERMOPLASTIC,UL94V-0, BLACK	1

REV.	REVISION RECORD	DATE
A0	NEW RELEASE	22.05.09

GENERAL TOLERANCES	
LINEAR	ANGLES
0.0±0.35	X°REF±6°
0.00±0.25	X°±3°
0.000±0.10	X°X' ±2°

UNIT: mm
SIZE: A4

SCALE: 1:1	NAME	DATE
APPROVED	Wang_jr	22.05.09
DESIGNER	Han_Gao	22.05.09
DRAWN	LanXuan_Hou	22.05.09

PART.NO: WLR4F9-081XA0103

DWG.NO: ENDE05

TITLE: CONN, RJ45 RECEPTACLE REVERSE DIP W/LED, H=12.5mm

万连科技 WanLian Teconology Co., Ltd

REV: A0 SHEET: 1/1