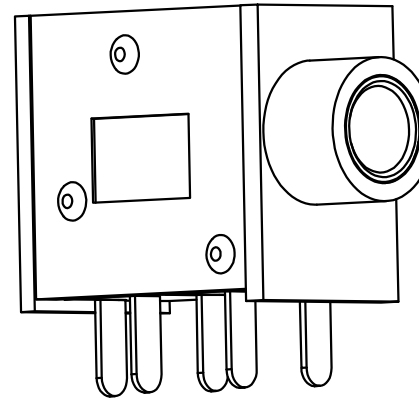
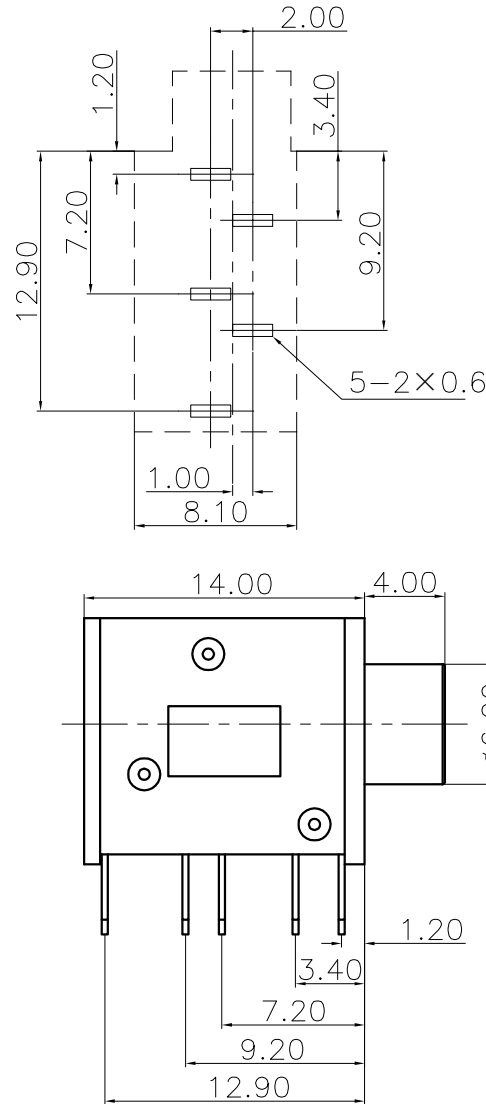
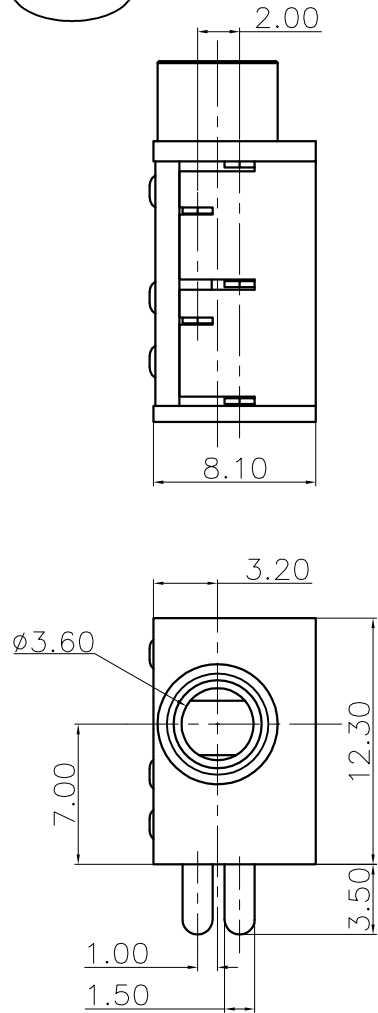


The product using material and processing must conform to the "WL-PZ-001"HSF technical standard control requirements

RoHS

PCB板位置尺寸



- NOTE:
- MATERIAL SPECIFICATION:
    - 1-AXLE SLEEVE: H59 (Y) BRASS BAR  $\phi=6\text{mm}$
    - 2-HOUSING:PBT
    - 3-STATOR 1/2/3: H62(Y) BRASS STRIP  $\delta=0.3\text{mm}$
    - 4-SPRING 1/2:TIN BRONZE BELT  $\delta=0.3\text{mm}$
    - 5.COVER:PBT
  - PLATING SPECIFICATION:
    - 2-1.AXLE SLEEVE:NI-PLATING.
    - 2-2.STATOR 1/2: AG-PLATING ON CONTACT AREA.
    - 2-3.SPRING 1/2: AG-PLATING ON CONTACT AREA.
    - 2-4.STATOR 3: CU/SU PLATING.
  - MECHANICAL PERFORMANCE:
    - 3-1.LIFE TEST: 5000 CYCLES
    - 3-2.INSERTION AND EXTRACTION FORCE:3N~20N
  - ELECTRICAL PERFORMANCE:
    - 4-1.RATING CURRENT:0.5A
    - 4-2.RATING VOLTAGE:30V
    - 4-3.CONTACT RESISTANCE:0.03 $\Omega$  MAX;
    - 4-4.INSULATION RESISTANCE:100 $\Omega$  MIN
    - 4-5.WITHSTANDING VOLTAGE: 500V AC
  - OPERATION TEMPERATURE RANGE:-20°C~+70°C
  - P/N: WLPJF9-03 X X 1 0 065

- PLATED: X X 1 0 065
- |       |          |
|-------|----------|
| 1.G/F | HOUSING: |
| 7.SN  | 1.BLACK  |
| 8.AG  | 2.GREEN  |
|       | 3.PINK   |

REV.	REVISION RECORD	DATE	UNIT:mm	GENERAL TOLERANCES		SCALE:	NAME	DATE	PART.NO:	DWG.NO:	TITLE:	REV: A0	SHEET: 1/1
A0	NEW RELEASE	21.01.13		LINEAR	ANGLES	1:1							
			0.00±0.25	X'±3'	APPROVED	Wang_jr	21.01.13	WLPJF9-03XX10065	ENDE05	PHONE JACK			
			0.00±0.10	X'X' ±2'	DESIGNER	Han_Gao	21.01.13						
			SIZE: A4		DRAWN	Zijun_Huang	21.01.13						

