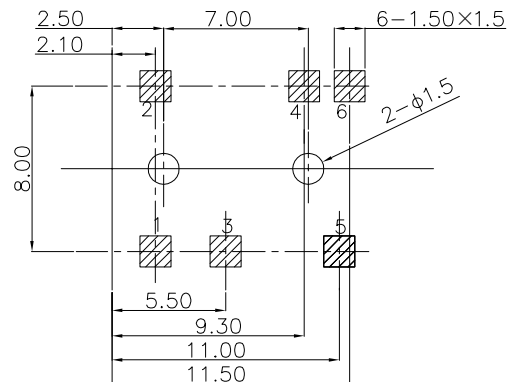
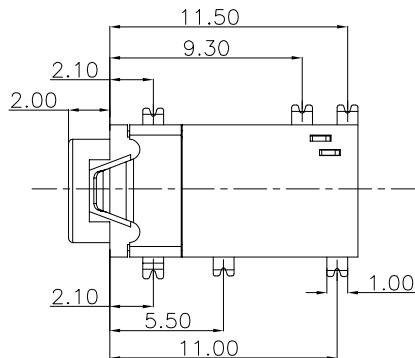


The product using material and processing must conform to the "WI-PZ-001"HSF technical standard control requirements

RoHS



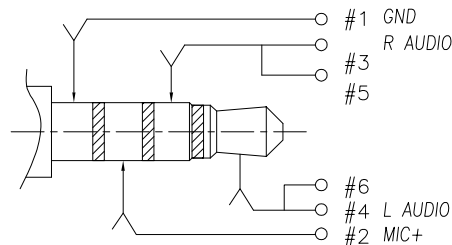
RECOMMEND PCB LAYOUT
TOLERANCE ±0.05

NOTE:

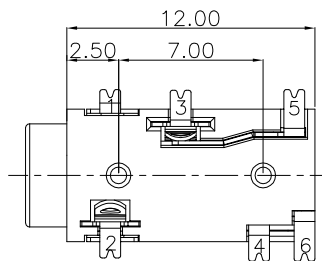
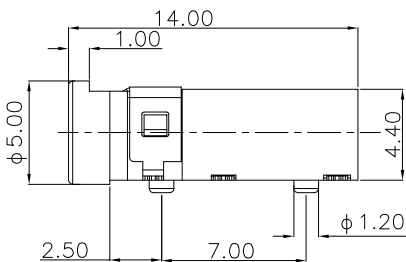
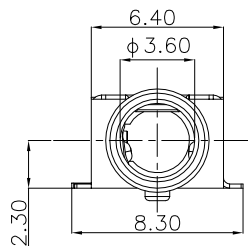
- 1.MATERIAL SPECIFICATION:
1-1.HOUSING:LCP UL94V-0,
1-2.CONTACTS:C5210R-EH.
- 2.PLATING SPECIFICATION:
2-1.CONTACTS:
Ni 50u" MIN. UNDER PLATED OVER ALL.
Au PLATED ON THE FUNCTIONAL AREA OF CONTACT.
- 3.ELECTRICAL PERFORMANCE:
3-1.CURRENT RATING:0.5A
3-2.VOLTAGE RATING:12V MAX
3-3.CONTACT RESISTANCE: 30m Ohm MAX.
3-4.INSULATION RESISTANCE: 100MΩ MIN 100V DC
3-5.DIELECTRIC WITHSTANDING VOLTAGE: 500V AC MIN.
- 4.ENVIRONMENTAL PERFORMANCE:
OPERATING TEMPERATURE: -20°C~+85°C.

WLPJF9-06 2 X X 0 007

PLATING: COLOUR: A:Black
1-G/F
2-AU 3U"
5-AU 15U"
6-AU 30U"



MALE PLUG SCHEMATIC



7	塑胶	LCP UL 94V-0, COLOR: BLACK	1PCS	
6	6号端子	C5210R-EH T=0.20 Plated Ni 50u"Min. Contact area: Gold Flash Plated	1PCS	
5	5号端子		1PCS	
4	4号端子		1PCS	
3	3号端子		1PCS	
2	2号端子		1PCS	
1	1号端子		1PCS	
ITEM	NAME	MATERIAL	Q'TY	REMARK

REV.	REVISION RECORD	DATE		GENERAL TOLERANCES		SCALE: 1:1	NAME	DATE	PART.NO: WLPJF9-062XX0007	DWG.NO: ENDE05		
A0	NEW RELEASE	21.01.13		LINEAR	ANGLES	APPROVED	Wang_jr	21.01.13				
			UNIT:mm	0.00±0.25	X'±3'	DESIGNER	Ding_bo	21.01.13	TITLE:			
			SIZE: A4	0.000±0.10	X'X' ±2'	DRAWN	Ou_jian	21.01.13	3.5 PHONE JACK 6 PIN SMT			
											REV: A0	SHEET: 1/1