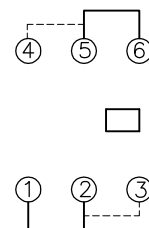
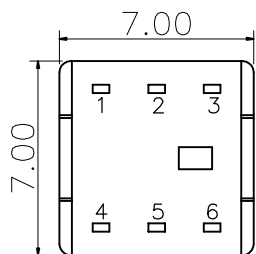
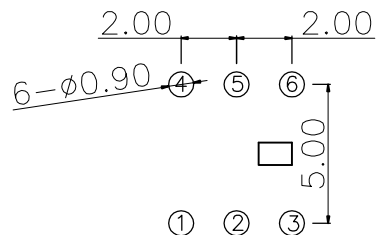
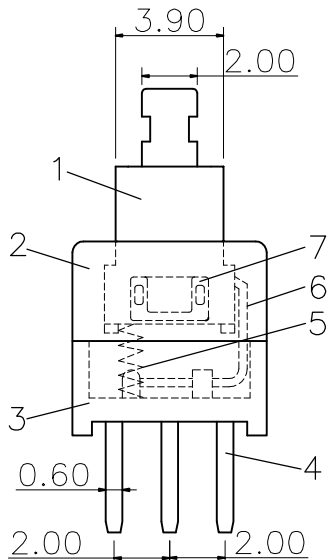
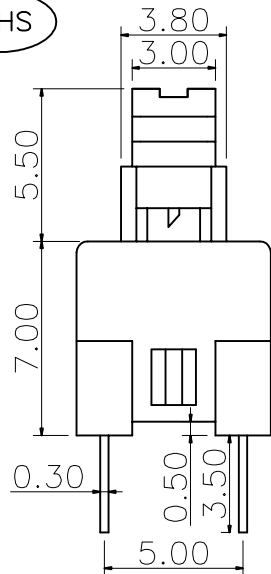


The product using material and processing must conform to the "WL-PZ-001"HSF technical standard control requirements

RoHS



印制电路板
printed-circuit board

常态 FREE 1-2,5-6
按下 PUSH 2-3,4-5
电路图
circuit diagram

NOTE:

- MATERIAL SPECIFICATION:
 - 1-1.THRUST SHAFT:POLYFORMALDEHYDE
 - 1-2.COVER:POLYCARBONATE
 - 1-3.HOUSING:PA46
 - 1-4.PIN:H62 BRASS
 - 1-5.SPRING:CARBON STEEL
 - 1-6.CROCHET HOOK:PRECISION WIRE
 - 1-7.CONTACT CLIP:SILVER CLAD COPPER
- PLATING SPECIFICATION:
 - 2-1.PIN:
AG PLATED ON CONTACT AREA.
- MECHANICAL PERFORMANCE:
 - 3-1.LIFE TEST: 10000 CYCLES
 - 3-2.INSERTION AND EXTRACTION FORCE:220±30GF
- ELECTRICAL PERFORMANCE:
 - 4-1.RATING CURRENT:0.1A DC
 - 4-2.RATING VOLTAGE:30V DC
 - 4-3.CONTACT RESISTANCE: 100mΩ MAX;
 - 4-4.INSULATION RESISTANCE:100MΩ MIN
 - 4-5.WITHSTANDING VOLTAGE: 250V AC
- OPERATION TEMPERATURE RANGE:-20°C~+85°C
- P/N:

WLSW10-06 1 X X 0 037

PLATED: 1.G/F
7.SN
8.AG
COLOUR:
A.BLACK

REV.	REVISION RECORD	DATE	UNIT:mm	GENERAL TOLERANCES		SCALE: 1:1	NAME	DATE	PART.NO:	DWG.NO:	 WanLian Teconology Co., Ltd
A0	NEW RELEASE	21.01.13		SIZE: A4	LINEAR 0.0±0.35	ANGLES X°REF±6°	APPROVED	Wang_jr	21.01.13	WLSW10-061XX0037	
				0.00±0.25	X°±3°	DESIGNER	Han_Gao	21.01.13	TITLE: KFC-7.0x7.0 LATCHING SWITCH		REV: A0
				0.000±0.10	X°X' ±2°	DRAWN	Zijun_Huang	21.01.13			SHEET: 1/1