
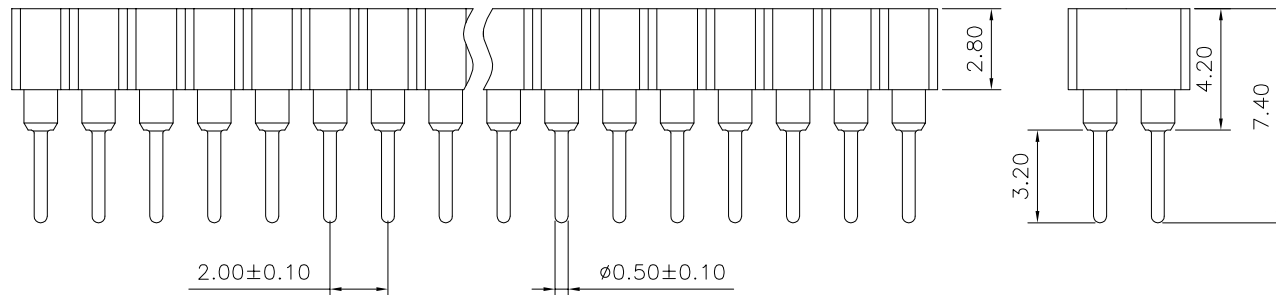
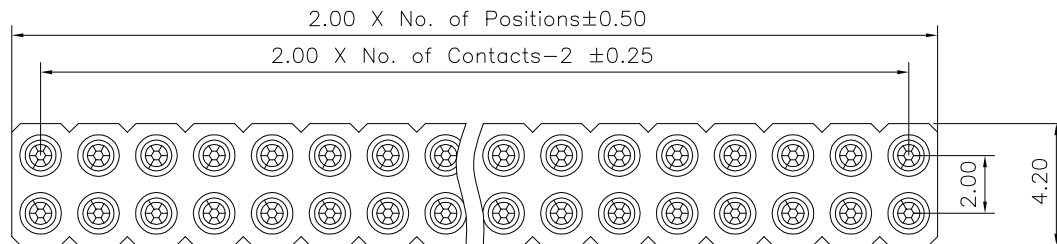


The product using material and processing must conform to the "WI-PZ-001"HSF technical standard control requirements

RoHS



P.C.B LAYOUT

Technical Data

Material:
 Pin(outer sleeve): Brass,machined CuZn38Pb2
 Clip(contact 6 finger): Beryllium copper,heat treated
 Plating(outer sleeve):
 Tin plated:2µm/80µ"Ni, 5µm/200µ"Sn
 Plating(contact): 2µm/80µ"Ni, gold or Tin plated
 Insulator(black): PPS (UL94V-0)

Electrical:
 Current rating: 2Amps/contact max.
 Contact resistance: ≤20mΩ/contact
 Insulation resistance: ≥1000MΩ at V=100V
 Operating voltage: 60VAC/DC

Mechanical:
 Average insertion force with steel pin of Ø0.43mm/0.017": <100g
 Average withdrawal force with steel pin of Ø0.43mm/0.017": >10g min.
 Mechanical life cycle:min.200
 Operating temperatures: Gold Plated:-55°C to+105°C
 Tin plated:-40°C to+105°C

Soldering temperature: +260°C,10s max
 PACKAGE SPEC: PE BAG+BOX

P/N: MF2005 28 F 0-2 XX 1 X X X 01

SERIES NO: MF2005
 HEIGHT: 28: 2.8mm
 MALE FEMALE: F-FEMALE
 ANGLE: 0-180°
 ROW NO: 2-DOUBLE ROW
 PIN Q'PY: 02~80

HOUSING: 1-PPS
 COLOR: A-BLACK
 PLATING: A-ALL AU G/F, 1-G/F, C-BRIGHT TIN
 TERMIPOINT: 1-DIP

REV.	REVISION RECORD	DATE		GENERAL TOLERANCES		SCALE: 1:1	NAME	DATE	PART.NO: MF200528F0-2XX1XXX01	DWG.NO: ENDE05	 WanLian Technology Co., Ltd	
A0	NEW RELEASE	21.10.15		LINEAR	ANGLES	APPROVED	Wang_jr	21.10.15				
			UNIT:mm	0.00±0.25	X'±3'	DESIGNER	Gao_Han	21.10.15	TITLE: 2.54MM FEMALE HEADER DUAL ROW DIP TYPE BASE 2.8	REV: A0		SHEET: 1/1
			SIZE: A4	0.000±0.10	X'X' ±2'	DRAWN	Gao_Han	21.10.15				